



**HAL**  
open science

## Physics and technology of Laser Lightning Control

Thomas Produit, Jerome Kasparian, Farhad Rachidi-Haeri, Marcos Rubinstein, Aurelien Houard, Jean-Pierre Wolf

► **To cite this version:**

Thomas Produit, Jerome Kasparian, Farhad Rachidi-Haeri, Marcos Rubinstein, Aurelien Houard, et al.. Physics and technology of Laser Lightning Control. Reports on Progress in Physics, 2024, 87, pp.116401. 10.1088/1361-6633/ad7bc8 . hal-04726737v2

**HAL Id: hal-04726737**

**<https://ensta-paris.hal.science/hal-04726737v2>**

Submitted on 17 Oct 2024

**HAL** is a multi-disciplinary open access archive for the deposit and dissemination of scientific research documents, whether they are published or not. The documents may come from teaching and research institutions in France or abroad, or from public or private research centers.

L'archive ouverte pluridisciplinaire **HAL**, est destinée au dépôt et à la diffusion de documents scientifiques de niveau recherche, publiés ou non, émanant des établissements d'enseignement et de recherche français ou étrangers, des laboratoires publics ou privés.



Distributed under a Creative Commons Attribution - NonCommercial 4.0 International License

REVIEW • OPEN ACCESS

## Physics and technology of laser lightning control

To cite this article: Thomas Produit *et al* 2024 *Rep. Prog. Phys.* **87** 116401

View the [article online](#) for updates and enhancements.

You may also like

- [A collaborative fault diagnosis model based on an attention-weighted multiscale convolutional neural network and an improved multi-grained cascade forest](#)  
Xiuyan Liu, Xiaofeng Wang, Chunqiu Pang *et al.*
- [Corrigendum: Significantly enhanced giant Rashba splitting in a thin film of binary alloy \(2015 \*New J. Phys.\* 17 083015\)](#)  
Wei-Chuan Chen, Tay-Rong Chang, Sun-Ting Tsai *et al.*
- [Res-CR-Net, a residual network with a novel architecture optimized for the semantic segmentation of microscopy images](#)  
Hassan Abdallah, Brent Formosa, Asiri Liyanaarachchi *et al.*

www.hidenanalytical.com  
info@hiden.co.uk



# Instruments for Advanced Science

Mass spectrometers for vacuum, gas, plasma and surface science




### Residual Gas Analysis

Perform RGA at UHV/XHV. Our RGA configurations include systems for UHV science applications including temperature-programmed desorption and electron/photon stimulated desorption.



### Thin Film Surface Analysis

Conduct both static and dynamic SIMS analysis with a choice of primary ions for full chemical composition and depth profiling. Our SIMS solutions include complete workstations and bolt-on modules.




### Plasma Characterisation

Fully characterise a range of plasmas: RF, DC, ECR and pulsed plasmas, including neutrals and neutral radicals. Extend your analyses to atmospheric pressure processes using the HPR-60, with time-resolved mass/energy analysis.

## Review

# Physics and technology of laser lightning control

Thomas Produit<sup>1</sup> , Jérôme Kasparian<sup>2,3</sup> , Farhad Rachidi<sup>4</sup>, Marcos Rubinstein<sup>5</sup>, Aurélien Houard<sup>6</sup>  and Jean-Pierre Wolf<sup>2,\*</sup> 

<sup>1</sup> A\*STAR Quantum Innovation Centre (Q.InC), Institute of Materials Research and Engineering (IMRE), Agency for Science, Technology and Research (A\*STAR), 2 Fusionopolis Way, Innovis #08-03, Singapore 138634, Singapore

<sup>2</sup> Département de Physique Appliquée, Université de Genève, CH-1211 Genève, Switzerland

<sup>3</sup> Institute for Environmental Sciences, Université de Genève, Bd Carl Vogt 66, CH-1211 Genève 4, Switzerland

<sup>4</sup> Ecole Polytechnique Fédérale de Lausanne (EPFL), Electromagnetic Compatibility Laboratory, CH-1015 Lausanne, Switzerland

<sup>5</sup> Institute for Information and Communication Technologies, University of Applied Sciences and Arts Western Switzerland, CH-1401 Yverdon-les-Bains, Switzerland

<sup>6</sup> Laboratoire d'Optique Appliquée, ENSTA Paris, Ecole Polytechnique, CNRS, Institut Polytechnique de Paris, Palaiseau, France

E-mail: [jean-pierre.wolf@unige.ch](mailto:jean-pierre.wolf@unige.ch)

Received 14 April 2024, revised 20 August 2024

Accepted for publication 17 September 2024

Published 15 October 2024



CrossMark

## Abstract

The recent development of high average, high peak power lasers has revived the effort of using lasers as a potential tool to influence natural lightning. Although impressive, the current progress in laser lightning control (LLC) technology may only be the beginning of a new area involving a positive feedback between powerful laser development and atmospheric research. In this review paper, we critically evaluate the past, present and future of LLC, considering both its technological and scientific significance in atmospheric research.

Keywords: laser, lightning, protection, filamentation

## 1. Introduction

Lightning is a spectacular natural phenomenon that has evoked both fear and wonder in humanity. Among the one billion lightning strikes that occur annually on Earth [Gowlett2016], many lead to natural fires, casting no doubt that the human fascination by lightning is closely intertwined with our history of

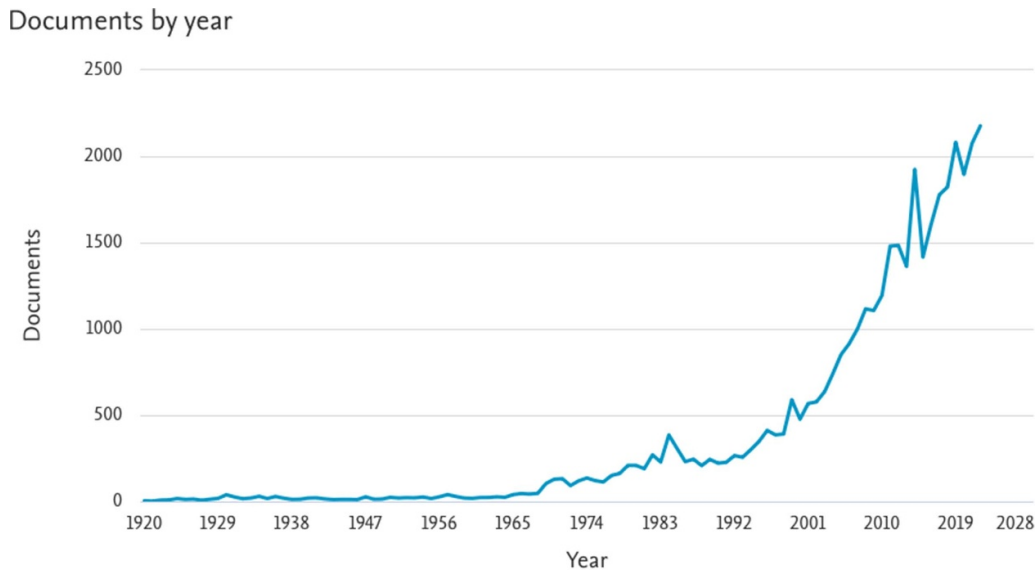
mastering fire [Roebroeks2011, Gowlett2016]. Lightning has thus naturally fascinated generations after generations since the dawn of humanity.

The era of modern lightning science started with Benjamin Franklin's famous experiment in the 18th century that identified the electrical nature of the phenomenon. Alongside with this fundamental discovery, Franklin's work provided the first efficient protection technique against lightning: the lightning rod [Franklin1752]. With minor enhancements, this technique still forms the foundation of the state of the art lightning protection today [Uman2008]. A lightning rod primarily functions by diverting the lightning current to the ground through a safe conductor, thus preventing it from flowing through vulnerable structures. However, in spite of this simple and affordable protection means and its ubiquitous use, the total number of

\* Author to whom any correspondence should be addressed.



Original content from this work may be used under the terms of the [Creative Commons Attribution 4.0 licence](https://creativecommons.org/licenses/by/4.0/). Any further distribution of this work must maintain attribution to the author(s) and the title of the work, journal citation and DOI.



**Figure 1.** Number of scientific publications in the last 100 years in which the word ‘lightning’ appears either in the title, the abstract or the keywords. *Source:* Scopus (6 September 2023).

lightning-related fatalities worldwide is still estimated to range from 6.000 to 24.000 per year [Holle2016, Holle2023]. Death rates in developed regions are estimated to be around  $\sim 0.3$  fatalities per million people per year, but they are significantly higher in less developed regions [Holle2008, Singh2015]. Damages caused by lightning amount to billions of dollars every year [Uman2008, Mills2010, Holle2014, Holle2023, Rudden2023]. Over recent decades, the range of risks associated with lightning has expanded significantly. Initially, they primarily included human and livestock fatalities, transportation disruption and structural damage.

However, as our society and economy have become more dependent on electricity, sensitive electronic, and digital control systems, new vulnerabilities have emerged [DataReportal]. The emergence of new risks associated with power outages as well as the disruption or damage to electronically or computer-controlled systems can in turn affect critical infrastructure, facilities, or services.

As a result, research efforts have intensified over time to enhance our understanding of lightning and to develop better protection against its adverse effects. This is evidenced by the significant rise in the number of scientific and technical articles on the subject (figure 1). In spite of these efforts of the scientific community, the detailed physical mechanisms underlying the lightning initiation and associated phenomena like transient luminous events (including Red Sprites, Blue Starters, Blue Jets, Gigantic Blue Jets, and Sprites) remain only partially understood [Franz1990, Surkov2012, Dwyer2014], calling for further fundamental studies. However, conducting such studies require adequate tools, including the ability to trigger lightning on demand with minimal disturbance to its natural development, a task primarily achieved today through rocket-triggered lightning (RTL).

The present article presents first an extensive, though non exhaustive, review of past scientific efforts involving the use of lasers for controlling electric discharges with a particular

focus on large-scale, high voltage and lightning. Additionally, it explores directions for future developments, with a special emphasis on laser lightning control (LLC), which recently gained new momentum with the report of successfully laser guided lightning [Houard2023].

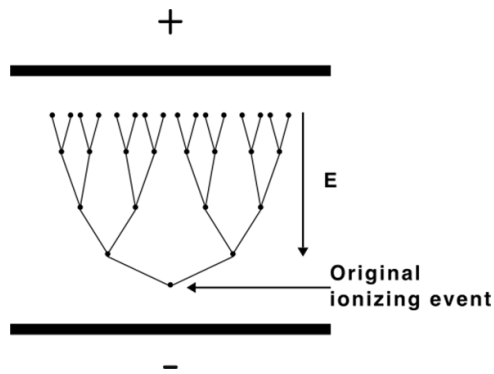
We review the scientific questions and technical challenges that lie ahead, in view of a deeper understanding of both laser physics, laser technology, and the physics of lightning. Furthermore, we discuss the requirements for realistic full-scale lightning control experiments representative of typical use cases, in order to provide a clear assessment of the relevance of LLC technology in future lightning research, effective enhanced lightning protection, and other potential applications.

## 2. Physical background of laser-discharge interactions

The scientific community’s efforts to understand the interaction between laser light and high-voltage electric discharges emerged very soon after the development of the first laser. Here, we give the reader an overall extensive, though non-exhaustive, review of different aspects surrounding the physics underlying these interactions.

### 2.1. Lightning discharge

**2.1.1. Electric discharge propagation.** The Townsend avalanche is a process of ionization of a gas where free electrons are accelerated by an electric field and, upon colliding with molecules of the gas, release new electrons; an avalanche of electrons is created as shown schematically in figure 2. The dielectric strength, which is the threshold electric field for avalanche formation, is around  $\sim 3 \cdot 10^6$  V m<sup>-1</sup> at 1 atm in air [Cooray2015]. It depends linearly on the atmospheric



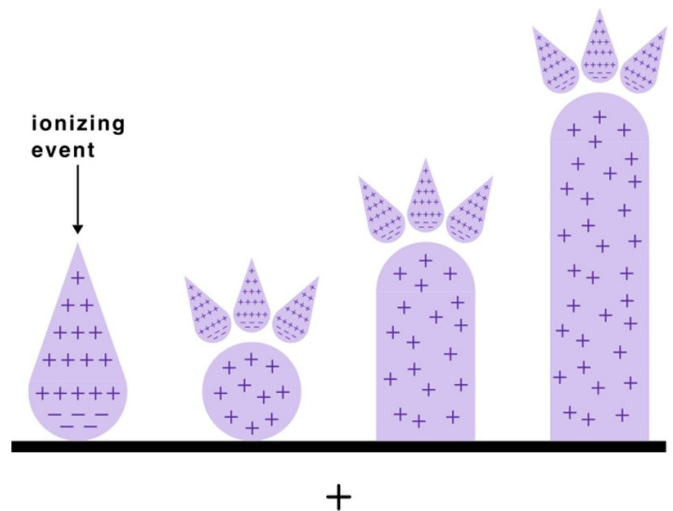
**Figure 2.** Scheme of the formation of a Townsend avalanche. Adapted from [Cooray2015], with permission from Springer Nature.

pressure (i.e. air density at constant temperature) because it depends directly on the number of collisions. This phenomenon was already studied in the 19th century by the scientist Friedrich Paschen, who thus expressed the eponymous law [Paschen1889, Tirumala2010].

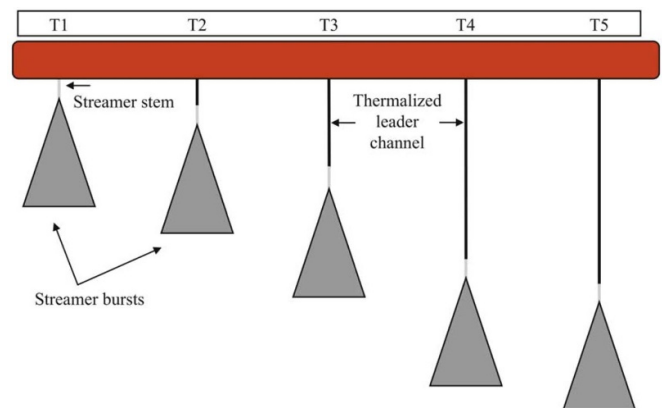
However, the Townsend avalanche alone does not allow to fully and faithfully describe the propagation of electric discharges in its full complexity. Above a certain threshold field, which is close to but lower than the dielectric strength, a filamentary propagation of the electric potential at speeds of the order of  $10^5 \text{ m s}^{-1}$ – $10^6 \text{ m s}^{-1}$  is already present [Nijdam2020], as reported also in table B1. This propagation is explained by the early formation of so called *streamers* initiated from avalanches, when the number of released electrons, growing exponentially, reaches approximately  $10^8$ – $10^9$  [Cooray2015] (figure 3). The entire region containing streamers is called *streamers burst*. An electric field higher than  $3 \text{ MV m}^{-1}$  is necessary to initiate streamers in air at atmospheric pressure, but they can propagate in a lower field, sometimes *critical field*, on the order of  $500 \text{ kV m}^{-1}$ . This critical field limits the extension of streamers to a few tens of centimeters. An additional concept needed to explain the initiation and the propagation of long distance discharges such as lightning, is the formation of *leader* channels that allow lightning flashes to propagate in a relatively weak ambient electric field [Gallimberti1979, Bondiou1994].

When streamer bursts propagate, the addition of their currents can lead to the formation of a much more conductive channel ( $\sim 10^4 \text{ S m}^{-1}$  [Rakov2003]) called *leader*, in which Joule heating raises the gas temperature above 1500 K. At this temperature, the electron reattachment to, e.g. molecular oxygen, becomes negligible. The propagation of the plasma front is sustained in spite of a relatively low electric field ( $\sim 10^4$ – $10^5 \text{ V m}^{-1}$ ) [Bazelyan2000, Comtois2003b]. Leaders often display a branching and stepping propagation character and can allow the electric discharge to propagate over meters to km (figure 4).

**2.1.2. Lightning initiation and propagation.** During a thunderstorm, the charge separation in the cloud can generate an average electric field of  $50 \text{ kV m}^{-1}$  some hundreds of



**Figure 3.** Initiation and progression of a positive streamer. (a) A seed electron in the vicinity of the positive electrode initiates a Townsend avalanche toward the electrode, leaving a positive space charge in its departure region. (b) This locally positive region in turn attracts secondary electron avalanches. (c) and (d) The process repeats, effectively transferring the positive potential of the electrode over distances of tens of cm. Adapted from [Cooray2015], with permission from Springer Nature.



**Figure 4.** Progression of a positive leader. If the electric field close to a positive electrode is sufficient to initiate a streamer from electron avalanches (see figure 3), a burst of streamers starts from the electrode (T1). As these streamers originate in a common stem, they combine into a region of high current, therefore heating up, forming a so-called leader (T2). The high conductivity of the hot and ionized leader transfers the electrode potential to its head, offsetting the formation of the streamers. The merging of these streamers leads to the iterative extension of the leader (T3–T5). The progression of negative leaders is slightly different but ultimately follows also a stepping behavior. Adapted from [Cooray2015], with permission from Springer Nature.

meters above the ground and  $10 \text{ kV m}^{-1}$  at the ground level [Rakov2003], orders of magnitude higher than the fair-weather electric field of about  $\sim 100 \text{ V m}^{-1}$  [Rakov2003].

This electric field is about two orders of magnitude lower than the dielectric strength at ambient pressure, partially explained by the presence of *runaway electrons*. These fast electrons feature longer mean free paths in air and produce



fast avalanches that are considered key in the development of lightning [Gurevich1992, Gurevich2005, Dwyer2005]. Additional effects might need to be considered as well and detailing the physics at play is still an active branch of research. Lightning is usually associated with convective cloud systems, most abundantly cumulonimbus, which range from 3 to 20 km in vertical extent and 3 to >50 km horizontally [Rakov2003]. The charge distributions in cumulonimbus, producing these electric fields, come from vertical convection and triboelectrification of graupel (mm-sized precipitation forming from supercooled water) colliding with ice crystals [Jayaratne1993, Rakov2003].

These charge centers can see total charges of a few C to hundreds of C [Rakov2003, Cooray2015].

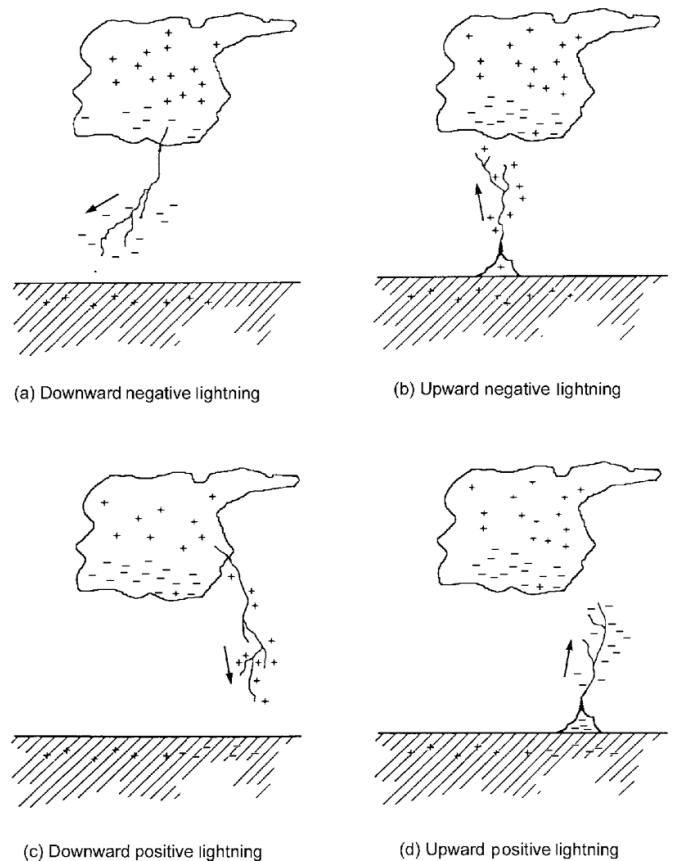
Typically, a leader–return-stroke sequence sees a conductive path being created by a descending stepped leader, with step lengths of  $\sim 50$  m, which brings the cloud charge source to the ground and deposits negative charge in its wake [Rakov2003]. Once the conductive path is completed, the following return stroke traverses that path, moving in the opposite direction, neutralizing the negative leader charge along with a peak current of  $\sim 30$  kA [Rakov2003]. Each lightning flash typically sees multiple sequences of downward leader—subsequent return strokes, about 3–5 per flash, bearing  $10^9$ – $10^{10}$  J in total [Rakov2003].

A full review of the current understanding of the complex lightning physics for interested readers can be accessed in [Raizer2000, Rakov2003, Dwyer2014, Cooray2015].

**2.1.3. Classification of lightning flashes.** Cloud-to-ground lightning is traditionally categorized in four types, depending on the direction of the propagation of the leader and the polarity of the charge transferred to ground. Hence, a *negative* lightning effectively brings negative charges to the ground, while a *positive* lightning lowers positive charge, as schematized in figure 5. Moreover, the terms *downward* or *upward* refers to the propagation direction of the leader. *Downward negative* lightning flashes globally account for about 90% of all cloud-to-ground lightning [Rakov2003]. Another rare category of cloud-to-ground lightning is bipolar, in which positive and negative charges are transferred sequentially to ground.

## 2.2. Laser-induced plasma channel

**2.2.1. High energy nanosecond lasers in air.** The first lasers, considered for the control of lightning in the 1970s, were CO<sub>2</sub> lasers at 10.6  $\mu\text{m}$  and neodymium lasers at 1.06  $\mu\text{m}$  because of their ability to deliver energetic pulses with several kJ and nanosecond pulse duration [Koopman1971]. With an intensity exceeding the breakdown threshold of air ( $\sim 10^9$  W cm<sup>-2</sup>), these high energy laser sources can produce meter scale plasma columns when focused in the atmosphere [Greig1978]. At atmospheric pressure and nanosecond timescales, molecules are first directly ionized by the laser beam and then assisted by collisional processes (avalanche). Free electrons gain energy in the laser field via inverse Bremsstrahlung and then ionize other gas molecules by collision. Avalanche



**Figure 5.** Schematic pictures of the four main types of lightning and the respective terminology associated with it. [Rakov2003]. Reproduced with permission of the Licensor through PLSclear.

ionization takes place until the plasma density approaches the critical density, given by  $n_c = \frac{\epsilon_0 m_e \omega^2}{e^2}$  [Gurnett2017], where  $\epsilon_0$  is the vacuum permittivity,  $m_e$  is the electron mass,  $e$  is the elementary charge and  $\omega$  is the plasma frequency  $n_c$  is about  $10^{19}$  cm<sup>-3</sup> for a wavelength at 10.6  $\mu\text{m}$  and  $10^{21}$  cm<sup>-3</sup> for 1  $\mu\text{m}$ . At the critical density, the plasma becomes fully opaque and prevents the further propagation of the laser beam. The resulting plasma column has a high plasma density close to  $n_c$  and a gas temperature that can reach several thousand degrees, but the energy cost is considerable. Bazelyan and Raizer estimate that a laser energy of about 800 J is necessary to ionize and heat a column of air of 1 m [Bazelyan2000]. In the absence of a saturation process in the laser ionization, the plasma produced by the leading edge of the laser pulse easily reaches the critical density, preventing the rest of the pulse from propagating further.

It results in the formation of separate plasma ‘balls’, whose spacing increases with the beam focal distance [Bazelyan2000, Apollonov2002]. Therefore, no continuous plasma column can be generated beyond some meters.

**2.2.2. Femtosecond lasers and filamentation in air.** When the peak power of a laser pulse exceeds a critical value  $P_{cr}$ , its propagation in a transparent medium becomes non-linear. In particular, self-actions like self-focusing and self-trapping

**Table 1.** Example of filamentation critical power values  $P_{cr}$  for different wavelengths.

Wavelength	Critical power $P_{cr}$
266 nm	0.1 GW [Schubert2017b]
800 nm	3.3 GW [Bergé2007, Couairon2007]
1030 nm	5.3 GW [Houard2016]
3.9 $\mu\text{m}$	80 GW [Schubert2017b]
10.6 $\mu\text{m}$	90 GW [Pigeon2016]

of light ('filamentation') arise. Although these phenomena were already described in the early 1960s in solids and liquids [Askaryan1962, Chiao1964, Hercher1964, Lallemand1965, Shen1965, Talanov1965, Javan1966] and although beam trapping and thermal channeling was reported already in the 80s [Zuev1985, Jean-Jean1988], filamentation in air, requiring femtosecond lasers, was only observed 30 years later [Braun1995]. This breakthrough was achieved thanks to the development of the laser chirped pulse amplification (CPA) technique, which was invented by the 2018 Nobel laureates Mourou and Strickland [Strickland1985]. More precisely, at high laser intensity, the refractive index  $n$  of the air is modified by the electric field of the laser, a process known as the Kerr effect [Boyd2020]:  $n = n_0 + n_2 I$ , where  $I$  is the incident intensity and  $n_2$  is the so-called *nonlinear refractive index*. As the intensity in a cross-section of the laser beam is not uniform and  $n_2$  in air is positive, the refractive index in the center of the beam is higher than on the edge. This induces a radial refractive index gradient equivalent to a converging lens (called 'Kerr lens'). If the beam power exceeds the critical power  $P_{cr}$ , this Kerr effect overcomes diffraction and the beam is focused by this Kerr lens, which continuously increases the intensity and shortens the Kerr focal length. The whole beam would therefore tend to collapse at a distance which depends on the initial beam intensity [Couairon2007, Bergé2007]. This critical power  $P_{cr}$  scales as  $\lambda^2$  [Couairon2007, Bergé2007] and various experimental values are reported in table 1. Kerr self-focusing could therefore be expected to prevent propagation of high power lasers in air if it was the only process at play. However, as the laser self-focuses, the intensity rises to  $10^{13}$ – $10^{14}$  W cm $^{-2}$  and starts to *ionize* the air molecules.

The produced electron density  $\rho$  induces a negative variation of the refractive index, and accordingly, a negative refractive index gradient. This acts as a diverging lens, which defocuses the laser beam and counteracts Kerr self-focusing. The consequent dynamic balance between Kerr effect and plasma generation leads to the formation of stable structures called 'filaments' (figure 6), bearing intensities in the range of  $10^{13}$ – $10^{14}$  W cm $^{-2}$  on a few hundred micrometers diameters, and spanning over tens of meters. Typical electrical carrier densities in filaments range from  $10^{15}$  to  $10^{17}$  cm $^{-3}$ , making the air suddenly *conductive*. If the laser carries a power  $P_0$  much higher than the critical power, typically some tens of GW or more, the whole beam splits into a bundle of filaments, the number of which scales with the ratio of  $P_0/P_{cr}$ , a phenomenon called *multi-filamentation* or *multiple filamentation*.

### 2.3. Laser control of electric discharges in the laboratory

**2.3.1. Small-scale experiments.** The discovery and experimental demonstration of the ability of powerful lasers to control electric discharges were provided soon after the invention of the laser itself. While our review focuses on large-scale discharges and lightning, we briefly summarize in this section the main concepts that emerged about laser-discharge interaction, whether guiding, extension, triggering, or inhibition, since they led the community to identify the main processes at play.

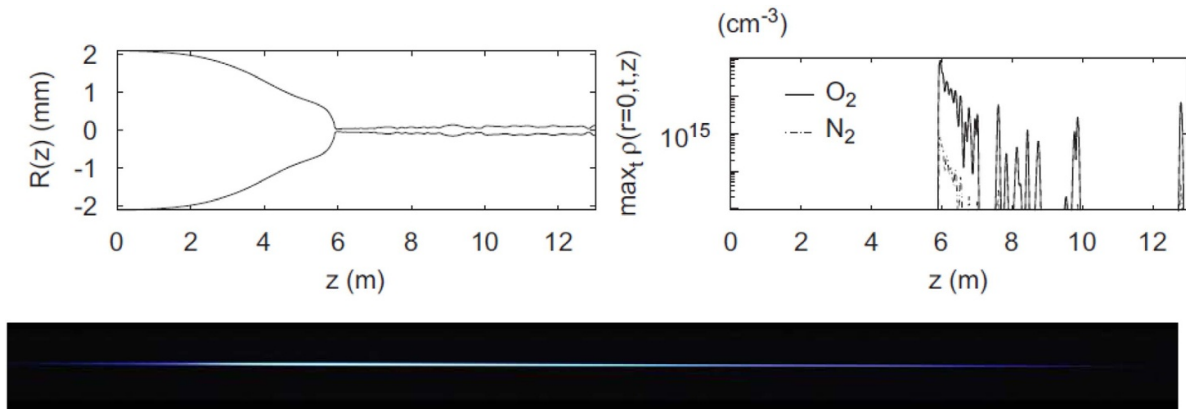
The first demonstration of streamer channeling by high-energy (45–90 J) pulses of 12–25 ns duration from a Nd:glass laser at 1.06  $\mu\text{m}$  provided the evidence of the importance of air ionization [Vaill1970]. The same group further characterized the laser-guided discharges, evidencing their guiding, as well as the role of air density depletion (Paschen effect) in the laser-discharge interaction [Koopman1971]. They also provided photographic evidence of the guiding of the electric arc, its extension from 14 to 20 cm length, and modeled the laser-discharge interaction based on the local heating of the air, enhanced by the injection of  $\text{NH}_3$  in the discharge chamber. In particular, they estimated that 11 J from the sub-second laser pulse was absorbed [Saum1972].

Ultraviolet lasers, whether excimer or frequency-tripled Ti:Sa laser [Zhao1995], renewed this interest, from both the small-scale experimental and the modeling point of views.

Small-scale experiments also allowed to compare the behaviors of pulsed, DC, and AC voltages. The interaction of laser filaments with a DC voltage combines two processes, with different time scales. On one hand, the electronic breakdown already observed with pulsed voltage provides a fast (sub- $\mu\text{s}$ ) mechanism.

On the other hand, the DC regime enables a second process related to ionic mobility [Fujii2008, Schubert2017c], acting on a timescale of hundreds of  $\mu\text{s}$  to milliseconds [Zhao1995, Vidal2000, Schubert2015]. Due to the higher electric field and energy required to accelerate the ions, this slower mechanism is only observed when the voltage approaches the laser-free breakdown threshold, around  $\sim 3 \cdot 10^6$  V m $^{-1}$  at atmospheric pressure [Zhao1995].

In contrast to the leader-streamer mechanism of pulsed or DC voltages, AC voltages [Brelet2012, Henrikson2012, Daigle2013, Arantchouk2016] generated e.g. by Tesla coils rely on a purely leader regime [Daigle2013]. This regime allows repeated discharges up to the repetition rate of the laser, i.e. 10 Hz in these experiments [Arantchouk2016, Walch2023b], facilitating the use of fast imaging to elucidate the development of the discharges [SchmittSody2015] for various temporal shapes (duration, chirp) of the laser pulse. Besides fully developed discharges, laser filaments were found to strongly influence corona discharges, even with low-energy laser pulses in the 10 mJ range. They can divert the corona discharge away from an electrode towards the filament tip, while increasing their lifetime by a factor of 1000 [Wang2015]. This corona guiding effect can reach meter scale with a focused TW beam [Fu2024a].




**Figure 6.** Upper left: radius of a filamenting 800 nm ultrashort (50 fs) laser beam as a function of its propagation distance. Upper right: associated estimated upper bound of the electron density. Reprinted (figure) with permission from [Couairon2002], Copyright (2002) by the American Physical Society. Lower center: side view of the  $\sim 1$  m long characteristic blue sideward luminescence of the ionized channel associated with laser filamentation. Reproduced from [Wolf2018]. © IOP Publishing Ltd. All rights reserved.

It was also discovered that at a higher laser repetition rate, usually above 100 Hz and typically around 1000 Hz, laser filamentation would locally heat the air in its wake and leave a depleted air density [Cheng2013, Lahav2014, Houard2016, Higginson2021]. This effect was shown to significantly enhance the laser effect on electric discharge [Houard2016, Walch2021, Löscher2023] mostly through Paschen's law [Tirumala2010]. Moreover, it was also shown that ultracoronan-like discharges [Uhlig1956, Rizk2010] were able to discharge a HV capacitor without triggering any spark between electrodes [Schubert2015]. The interaction of the laser filaments with the corona discharges also produces UV bursts [Sugiyama2010, Sasaki2010] indicating the generation of runaway electrons, which are key players in the development of lightning [Gurevich1992, Gurevich2005, Dwyer2005]. Paradoxically, the same group observed that laser filaments perpendicular to the laser axis can quench the same runaway electrons up to 1 MeV [Eto2012].

**2.3.2. Meter-scale experiments.** In the context of lightning, the mechanisms discussed in the previous paragraphs are not sufficient to describe the discharge build-up. The much more complex streamer-leader mechanism has to be considered [Cooray2015]. The first demonstrations of discharge guiding and triggering at the meter-scale were shown in 1978 by Greig *et al* with a CO<sub>2</sub> laser in an average electric field of  $1 \text{ kV cm}^{-1}$  [Greig1978]. The guided length was further extended to 4.5 m by Shindo *et al* with a laser pulse energy of 50 J and discharges were also guided in fog or rain [Shindo1993]. Almost at the same time, Diels *et al* proposed to guide natural lightning with UV lasers in the light of the new ultrashort technology emerging in the 1990s [Diels1992, Zhao1995, Diels1997, Rambo2001].

In the near-infrared (NIR), the first results with ultrashort laser filaments were obtained at the turn of the 21st century with positive discharges [LaFontaine1999, Comtois2000, Pepin2001]. NIR (800 nm) femtosecond pulses reduced the leader inception voltage by 50% and guided discharges over



**Figure 7.** Picture of a laser-guided negative discharge. Adapted with permission from [Rodriguez2002] © Optical Society of America.

up to 2.3 m, with a 10 fold acceleration of the leader velocity [LaFontaine2000]. Numerical modeling [Bondiou1994] allowed the effect of the laser filaments to be understood as a combination of the release of free charges in the plasma and a local air depletion favoring their acceleration in the electric field [Vidal2000]. Similar results were observed in the case of negative discharges [Rodriguez2002, Vidal2002].

The breakdown voltage was reduced by 30% in an inter-electrode gap up to a 3.8 m, and fully guided discharges were recorded (figure 7), even in the presence of artificial rain [Ackermann2004]. The Teramobile group also observed laser triggered space-leader discharges [Ackermann2006]. Later, the deviation of discharges from their natural path, switching their trajectory from one ground electrode to another, illustrated the versatility of NIR laser filaments and allowed considering new lightning protection schemes [Forestier2012]. Subsequent efforts aimed at approaching the conditions of real thunderstorms [Comtois2003a, Comtois2003b] and included upscaling the experimental setup with a 5 m wide planar electrode facing, at a distance of 5 m, a 2 m long lightning rod in the middle of a 15 m planar grounded electrode.



**2.3.3. Designs for field experiments.** Following laboratory experiments demonstrating the triggering and/or guiding of discharges with lasers, and considering the multi-meter scale of the leader-streamer mechanism of lightning initiation, the need for field experiments appeared very early. In fact, the first actual experimental design was proposed more than 45 years ago. Ball estimated that the multi-GW power available at that time in 10 ns pulses was sufficient to reach free-electron concentrations of  $10^7 \text{ cm}^{-3}$  or above and sustain it over kilometers [Ball1974]. He further reviewed the technical and scientific challenges at that time, in particular discussing the respective merits of near- and mid-infrared as well as ultraviolet wavelengths. This work translated into a patent a few years later [Ball1977].

The first actual, real-scale experimental concept was based on a beam-expanded, slightly focused (up to 500 m)  $\text{CO}_2$  laser fired towards the top of a 15 m-tall tower at a distance of 30 m already featured most of the geometry of today's experiments [Lippert1978]. A plasma model quantifying the evolution of free charges as well as the thermodynamics of the air and the free electrons at the same scale was developed simultaneously. It provided orders of magnitude on the achievable ionization length (in the km-range), the free charge lifetime (100 ns for electrons, 100  $\mu\text{s}$  for ions), the required powers ( $\text{GW cm}^{-2}$  for  $\text{CO}_2$  lasers at 10.6  $\mu\text{m}$ , or hundreds of  $\text{GW cm}^{-2}$  for Nd:glass lasers at 1.06  $\mu\text{m}$ ). The model was already considering aerosol breakdown, and the dual contribution of ionization to the release of free charges and of an air-depleted channel [Schubert1978, Schubert1979].

Absorption of the beam by the self-generated plasma itself (see section 2.2.1) however limited the applicability of these concepts at large scale. A common strategy considered in the 1990s to control lightning with laser, was not to intercept and guide a preexisting leader but to initiate an upward leader with the plasma column formed by the laser, reproducing the effect of RTL [Bazelyan2000]. To excite viable leaders from its ends, the plasma lifetime must be long enough to allow the polarization of the plasma channel in the presence of the lighting field. For an external field of  $1 \text{ kV m}^{-1}$  Bazelyan estimates that this would require the formation of a 20 m long plasma channel with a diameter of 1 cm, an electron density of  $10^{12}\text{--}10^{13} \text{ cm}^{-3}$  and a plasma lifetime of 100  $\mu\text{s}$ . This approach appeared unrealistic because the corresponding energy requirement was estimated to 16 kJ [Bazelyan2000]. Nevertheless, after long preparatory works [Wang1994, Wang1995] the first reported successful field LLC was reported in 1999 [Uchida1999] and used a set of 3 different lasers (see section 4.1), two of which were high power  $\text{CO}_2$  lasers.

Alternatively, solutions have been proposed in 1995 based on the heating of the femtosecond filament by a second energetic UV pulse [Zhao1995] or using only ultrashort lasers [Diels1997, Wille2002]. The interest went along with the advent of femtosecond UV pulses, whether excimer or frequency-tripled Ti:sapphire, as reviewed in section 3.1. The recent LLC experiments involving ultrashort lasers are described in further detail in section 4.1.

## 2.4. Physical process at play in laser guiding and triggering of discharges

Modeling the interplay between the intense laser pulse and the electric spark or lightning is challenging since one has to simultaneously model the plasma dynamics, the thermal effects in the laser-induced plasma channel [Tzortzakis2001, Comtois2003b, Petrova2007], the propagation of the intense beam and the development of the lightning discharge in this non-stationary medium [Sasaki2010, Popov2024]. Hence, numerical studies to date have mainly been considering only one aspect of the problem, either with 1D simulations of the plasma [Zhao1995, Comtois2003b, Petrova2007], or with centimeter scale plasma propagation simulations [Popov2024].

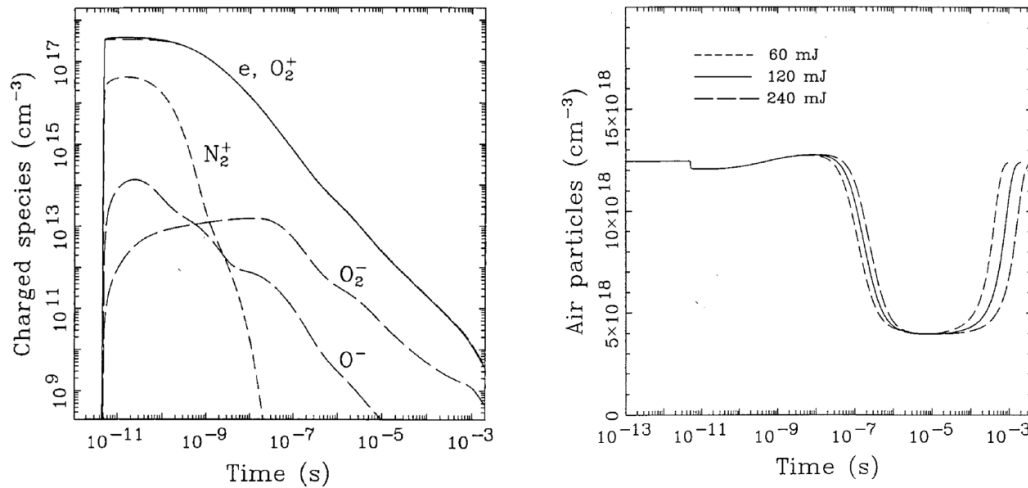
One should distinguish two potential effects in LLC:

1. **Guiding**, where the laser-induced plasma and associated air-depleted channel produces a preferential path for the discharge. This effect can be easily obtained in laboratory and corresponds to all the experimental results presented in section 2.3.
2. **Discharge triggering** (or **initiation**), where the laser-induced plasma channel should produce inception of a leader channel [Zhao1995, Bazelyan2000]. This process is similar to the one initiated by a rocket pulling a conductive wire [Rakov2003], discussed more in detail in section 4.4.1. Initiating a leader (as opposed to a streamer limited to a couple of meters) is very difficult to reproduce in the laboratory, and would require in theory the formation of a highly conductive plasma channel over decametric lengths.

The two main effects of the laser induced plasma column on the discharge propagation are related to the formation of charged particles in the gas (free electrons and ions) and with the subsequent heating of the gas that gives rise to an underdense gas channel with a millisecond lifetime [Comtois2000, Tzortzakis2000]. We review here the different underlying physical mechanisms and their interactions in more depth.

## 2.5. Free electrons

The free electrons generated in the filament increase the channel conductivity. In the case of plasma channels produced by nanosecond lasers, the plasma density can reach  $10^{19} \text{ cm}^{-3}$ , so that conductivity and the lifetime of the plasma are sufficient to directly influence the discharge [Apollonov2002]. This is not the case for femtosecond filaments. The initial plasma density ranges from  $10^{15} \text{ cm}^{-3}$  for a filament produced by a collimated beam to  $10^{17} \text{ cm}^{-3}$  for a filament produced by a focused beam largely exceeding the critical power [Théberge2006]. The evolution of this plasma can be computed as illustrated in figure 8 from Vidal *et al* for an initial plasma density of  $10^{17} \text{ cm}^{-3}$  and in the presence of an external electric field of  $5 \text{ kV cm}^{-1}$  [Vidal2000]. Partial recombination of the free electrons on the parent ions occurs over a few nanoseconds and is



**Figure 8.** ((a), left) Calculated evolution of the charged species (laser pulse energy: 120 mJ) ((b), right) air density in a femtosecond filament in the presence of an external electric field of  $\sim 5 \text{ kV cm}^{-1}$ . © 2000 IEEE. Reprinted, with permission, from [Vidal2000].

followed by attachment of remaining free electrons to neutral oxygen molecules over hundreds of nanoseconds. These free electrons are responsible for the spark suppression observed with a kHz laser [Schubert2015]. But their short lifetime ( $\sim \text{ns}$  to  $\mu\text{s}$  lifetime [Walch2023b]) and relatively low electron density (typically  $< 10^{13} \text{ cm}^{-3}$  after  $\sim 1 \mu\text{s}$  [Tzortzakis2000]) does not explain by itself the guiding of long spark discharges in the laboratory or in lightning experiments [Tzortzakis2001, Forestier2012].

## 2.6. Negative ions

The long-lived negative ions created by electron attachment on  $\text{O}_2$  molecules can also accelerate the leader development [Raizer2000]. Because electron attachment is much slower than the recombination process, only 1% of the initial free electrons are converted to negative ions in the case of filament with a lifetime about  $100 \mu\text{s}$  [Popov2010]. The corresponding simulated dynamics is plotted in figure 8(a) for a 120 mJ femtosecond filament in the presence of an external electric field of  $\sim 5 \text{ kV cm}^{-1}$ . Its behavior depends strongly on the external electric field and on the complex air chemistry [Popov2010]. The contribution of  $\text{O}_2^-$  ions has been demonstrated experimentally and quantified only in the case of centimeter-scale discharges [Walch2021].

## 2.7. Air density depletion

The air density depletion induced by the energy deposition in the laser-induced plasma channel creates a preferable path for the free streamers and leaders [Tzortzakis1999, Vidal2000, Tzortzakis2000, Tzortzakis2001, Gordon2003]. In the long-lived low density channel formed by the filament, the breakdown voltage is proportional to the gas density, down to  $\sim 0.1 \text{ atm}$ , as described by the Paschen's law [Tirumala2010].

It is hence beneficial for electric arc guiding [Saum1972]. The density depletion can be further amplified by Joule heating

of the free electrons in the presence of an external electric field [Vidal2000, Tzortzakis2001, Petrova2007]. In the case of ultrashort laser filaments the air density depletion forms about 100 ns to  $1 \mu\text{s}$  after the ionization and can last up to milliseconds [Lahav2014, Jhajj2014, Point2015]. For example, figure 8(b) shows the evolution of gas density calculated in a 120 mJ femtosecond filament in the presence of an external electric field of  $\sim 5 \text{ kV cm}^{-1}$ . Depending on the laser intensity, an initial increase of the gas temperature between 100 K [Cheng2013] and 1000 K [Point2015] can be achieved, resulting in a transient reduction of the air density between 10% and 90% [Tzortzakis2001, Pepin2001, Clerici2015, Dehne2024]. At a laser repetition rate of several hundred Hz and above, a permanent reduction of the air density by a few % can be observed [Walch2021, Goffin2023, Löscher2023].

## 2.8. Interaction of ionization and density depletion

The release of free charges and air-density depletion occur simultaneously and can even act in synergy. In particular, releasing free electrons in an air-density-depleted channel provides both free charges and favorable conditions for their acceleration.

Furthermore, the air density depletion follows energy deposition from the laser, which mostly occurs due to ionization and subsequent electron-ion recombination [Lahav2014, Jhajj2014, Walch2021, Löscher2023], as well as electron acceleration and avalanche in the case of an external electric field. It is therefore difficult to disentangle the effect of the free charge carrier availability and that of the air depletion itself. However, a recent experiment using quantum control of rotational heating [Zahedpour2014] allowed to disentangle the two effects, as heating of the air channel occurred ionizationless. The results suggest that the cumulative air density depression channel plays the dominant role in the gap evolution leading to breakdown, while the release of free charges only increases the early heating [Rosenthal2020].

**Table 2.** Comparison of typical characteristics of ultrashort laser filaments, streamers, and leaders generated in atmospheric air.

	Laser filament	Streamer	Leader
Electron density	$10^{15}$ – $10^{17}$ cm <sup>-3</sup> [Theberge2006]	$10^{14}$ cm <sup>-3</sup> [Bazelyan2000]	$10^{13}$ cm <sup>-3</sup> [Popov2003]
Electron temperature	0.5–1 eV [Bodrov2013]	2 eV [DaSilva2013]	2 eV [DaSilva2013]
Air temperature	400–1000 K [Point2015]	1500–2000 K. Transition to leader around 5000 K [Popov2003]	>5000 K [Bazelyan2000, Popov2003] ~15 000 K / > 20 000 K (stepped/dart leader) [Chang2017]
Depleted air density ( $\rho/\rho_0$ )	0.5–0.99 [Cheng2013, Walch2021]	0.9 [Woolsey1986]	0.1 [Popov2003]
Propagation velocity	$\sim c$ ( $2.99 \times 10^8$ m s <sup>-1</sup> )	Typically between $10^5$ m s <sup>-1</sup> and $10^6$ m s <sup>-1</sup> [Nijdam2020]	$\sim 10^5$ m s <sup>-1</sup> [Bazelyan2000]

### 2.9. Comparing streamers with laser filaments

As detailed in table 2, the conditions (temperature, free electron density, etc) in plasma filaments are close to those of streamers [Bazelyan2000, Popov2003], justifying the attempts of using laser filaments to control the early development dynamics of lightning. The same applies to time scales, where quasi-static processes like the slow rise of the macroscopic electric field are interconnected with microsecond-scale processes like the stepped leader propagation and the lightning discharge itself, requiring a high amount of both conceptual work and computational power. In that regard, though impressive and insightful, the use of a rather simplistic empirical model to interpret the results of [Houard2023] illustrates the need of developing comprehensive models of the interplay between lightning and laser filaments.

## 3. Laser developments for LLC

Beyond the required efforts of the scientific community to understand the physics at play between high power lasers and electric discharges, LLC imposes stringent requirements on the laser technology itself. In several cases, it even pulled specific laser developments [Wille2002, Herkommer2020]. In this section, we review the laser development in the context of atmospheric applications topically close to lightning research and comment on the safety of using powerful lasers in the atmosphere.

### 3.1. Ultrashort lasers relevant to atmospheric applications

Most of the high intensity lasers used for large scale filamentation studies, hence most adapted for atmospheric applications, have been relying on the Ti:sapphire technology, pumped by Nd:YAG lasers. The first mobile system dedicated to atmospheric applications was the Teramobile in 1999 [Wille2002]. The Teramobile project set the ground for many disruptive atmospheric applications of ultrashort lasers capable of TW peak powers like multi-pollutant Lidar detection [Kasparian2003, Bourayou2005], remote filament based laser induced breakdown spectroscopy analysis [Stelmaszczyk2004, Rohwetter2004, Rohwetter2005], remote lidar detection of bioaerosols [Méjean2004, Kasparian2003], laser induced water condensation in clouds

[Rohwetter2010, Petit2010, Rohwetter2011, Henin2011, Staathoff2013, Joly2013, Mongin2015], and lightning control [Kasparian2008].

Several similar platforms were also developed for atmospheric applications, like the ENSTAmobile at the LOA [Brelet2012], the T&T at DRDC in Canada [Kamali2009, Durand2013], the MU-HELFF at CREOL in Florida [Richardson2020, Thul2021], and at SIOM in Shanghai [Wang2015, Wang2020b]. For more details on the recent advancement in high power lasers in general, the reader is referred to the recent review by Zuo *et al* [Zuo2022].

The main disadvantage of Ti:sapphire lasers for field experiments is the lack of direct diode-pumping. Rather, diode-pumped Nd:YAG lasers, which are frequency doubled in a non-linear crystal, are required. This significantly limits the efficiency of the laser chain and induces prohibitive energy consumption for high average power laser systems (>100 W).

Thin disk Yb based laser (TDL) systems, first demonstrated in 1994 [Giesen1994], became game changers, thanks to their direct diode pumping capability and efficient heat extraction, allowing to aim for higher average power laser systems.

These lasers have seen massive improvement in the last decade [Saraceno2019, Drs2023], as reviewed specifically in the review by Saraceno *et al* [Saraceno2019]. However, TDL systems providing simultaneously high average powers and high pulse energy/peak power are required for LLC technology and such requirement remains challenging.

A remarkable laser development was recently achieved within the European laser lightning rod (LLR) project [Produit2021, Produit2021 a, Houard2023] by TRUMPF Scientific Lasers GmbH + Co. KG [Herkommer2020].

Using a regenerative amplifier followed by a multipass involving 4 thin disk heads, they achieved pulse energies as high as 0.72 J within 920 fs pulse duration at 1 kHz repetition rate [Herkommer2020].

This achievement constitutes a real milestone, as this laser is the first laser system simultaneously offering TW-class peak power and kW-class average power. This high average power and high pulse energy/peak power laser also showed excellent conversion efficiencies when generating SHG at 515 nm (using a LBO 50 mm diameter LBO crystals of 1.8 mm) and THG (using a second 50 mm diameter LBO crystal of 2 mm thickness) at 343 nm. Energies as high as, respectively, 300 mJ at 515 nm (59% efficiency) and 120 mJ at

343 nm (27% efficiency) were achieved in this configuration [Andral2022]. Fourth harmonic at 257 nm with a 20% overall conversion efficiency has also been obtained recently with the laser [Mennerat2024]. As compared to a TW laser based on Ti:sapphire, the pulse duration is significantly longer: ( $\sim 1$  ps as compared to  $\sim 50$ – $100$  fs) reflecting the narrower bandwidth (few nm around 1030 nm as compared to few tens of nm around 800 nm). Very recent developments using a 24-passes Herriott spectral broadening cell (filled with Ar or He) and recompression however demonstrated pulses as short as 32 fs for 64 mJ pulse energy and a compressibility down to 45 fs for 200 mJ, at 5 kHz repetition rate [Pfaff2023], opening the door to combining the best of the TDL and Ti:Sa worlds. Although most of the large scale and outdoor experiments were carried out with ultrashort near-IR lasers, it is worth highlighting some advantages provided by lasers in different spectral ranges. For instance, as already mentioned, one of the first filament-based discharge triggering and guiding experiments was performed in the UV by the group of J.-C. Diels using seeded KrF lasers on 100 kV discharges over a 26 cm gap between the electrodes [Zhao1995, Rambo2001]. More recent developments were reported on the combination of a train of picosecond UV pulses with a long UV nanosecond pulse, originating from the same multi-Joules laser system (Ti:sapphire seeded KrF laser) [Zvorykin2015]. This hybrid pulse sequence was shown to trigger discharges over distances doubled as compared to the long UV pulse only [Ionin2012], and successfully guided sub-MV discharges over 0.7 m [Zvorykin2015]. The use of a Bessel nanosecond pulse to heat a femtosecond filament was also demonstrated [Scheller2014, Papeer2014], with a reduction of the natural breakdown voltage by a factor 10. By amplitude modulating the spatial profile of the laser, Geints *et al* also demonstrated UV-filaments spanning on extended distances up to 100 m [Geints2022]. These experiments involved large excimer gas lasers, which limited mobility and operational safety. The multiple pulse approach was supported by experimental work showing discharge acceleration [Schubert2017a] and looked for optimal energy partitioning between sub-pulses [Schubert2016], as well as modeling of the plasma evolution [Schneider2011, Schubert2016]. The main advantage of the UV spectral range is a higher ionization efficiency of air molecules (at least in the multiphoton ionization regime) [Zvorykin2015], thus providing higher conductivity.

The group of J.-C. Diels also recently reported a novel solid-state option based on Nd:YAG lasers and stimulated Brillouin scattering to overcome these limitations [Rastegari2021].

The drawback of filamentation in the UV (below 300 nm) is its lower transmission through the atmosphere as compared to NIR. In particular, Rayleigh/Mie scattering cross-sections strongly increase in the UV, as well as ozone absorption, which impacts the propagation over long distances. In contrast to UV filamentation, Mid-IR filamentation is expected to be better transmitted through the atmosphere (in the water windows) and bear higher energies in their filaments.

Recent developments allowed reaching TW peak powers with CO<sub>2</sub> based ps-lasers around 10  $\mu\text{m}$  [Tochitsky2019a,

Welch2022] and with optical-parametric-CPA (OPCPA) fs-laser systems around 4  $\mu\text{m}$  [Kartashov2013, Mitrofanov2015, Shumakova2016, Mitrofanov2016, Shumakova2018]. Due to the  $\lambda^2$  dependence in the critical power and the lower ionization yield in the mid-IR (reaching plasma densities of typically  $10^{13}$ – $10^{15}$   $\text{cm}^{-3}$  [Mongin2016, Zheltikov2017, Patel2022]), mid-IR filamentation differs significantly from its near-IR counterpart. Main differences are channels of larger diameters, less multifilamentation break-up and arrest of Kerr self-focusing by mechanisms like diffraction, shock processes, harmonics generation, dispersion around molecular resonances, effects of aerosol ionization, and so on. Several modeling efforts have been dedicated to these new non-linear propagation effects [Geints2014a, Geints2014b, Mitrofanov2015, Panagiotopoulos2015, Panagiotopoulos2016, Zheltikov2017, Woodbury2020, Tochitsky2024] and are still on-going.

Experimentally, long distance mid-IR filamentation has been observed on distances over 70 m [Tochitsky2024] using multi-Joule 10  $\mu\text{m}$  pulse trains of ps duration. The diameters of the self-guided channels can reach as much as 10 mm. Numerical simulations, on the other hand, predict channeling distances spanning over several hundred meters, which is attractive for laser triggering and guiding of electric discharge. However, only few experiments were dedicated to the triggering of electric discharges in the mid-IR to date, and they were not fully convincing and conclusive [Mongin2016].

### 3.2. Safety and side effects of high-power lasers

Although producing only limited damages on solid surfaces for transient exposures, ultrashort TW lasers must be implemented in the field with caution. In particular, in the filamentary region, eye safety requirements (e.g. IEC-60825-1, EN 207, EN 208 and EN 60825 in Europe, and ANSI Z136 in the US) are never fulfilled at any wavelength. Beyond the filamentary region, the intensity decreases and international standards can be used to define the most favorable experimental conditions (in particular the wavelength of the laser). Pointing vertically in a fixed, near-vertical direction is also favorable, because it prevents the risk of direct illumination to the pilots' eyes. However, for any safe implementation of LLC, a no-flight zone of some kilometers radius around the laser has to be requested by the air traffic control administration, requiring the emission of a NOTice To AirMen (NOTAM). Although relatively common, these requests can sometimes take several months or more until final acceptance and hence increase the administrative preparation of LLC campaigns. Risk management should also involve the implementation of additional measures like real-time monitoring of the air traffic by transponder communications (ADS-B), and coordination with the nearest airport. In the case of vertical pointing and scanning over a cone, the no-flight zone has to be widened accordingly, so that eye safety regulations for air traffic are fulfilled. Particular care has to be brought to light aircrafts, paragliders and similar activities, which do not use transponders and may miss the NOTAM announcing the no-flight zone. It is therefore strongly advised to add surveillance cameras



with AI-based real-time detection of flying objects connected to laser interlocks. This is also advised for the protection of the fauna, like birds. In the case of the LLR laser system [Produit2021, Produit2021a, Houard2023], the beam can be switched on and off with a reaction time of a millisecond, i.e. during the time interval between two pulses.

However, in the case of lightning research, the laser is used only during thunderstorms and lightning periods at the location of interest, which most flying objects avoid, thus limiting the probability of interacting with them during the laser operation. Laser filaments have also been observed to generate NO<sub>x</sub> and Ozone [Petit2010] and produce nanoscopic condensation nuclei that can turn into cloud condensation nuclei and lead to water droplet condensation if the meteorological conditions are favorable [Rohwetter2010, Henin2011, Rohwetter2011]. Although these productions are very modest as compared to similar effects induced by the lightning themselves, it is worth keeping these side effects in mind when long term implementation of LLC is planned at the same location.

#### 4. LLC experiments

In this section we review the scientific community's efforts of real scale LLC experiments. We also comment on the role of cloud clearing in LLC and comment on these LLC advances in the broader lightning research context.

##### 4.1. Field experiments

Even before the laboratory experiments described in section 2.3, the possibility of influencing natural lightning with lasers, and its potential for lightning protection, were discussed in the scientific community [Vaill1970, Saum1972, Ball1974, Ball1977, Lippert1978, Schubert1978, Schubert1979, Diels1992, Diels1997]. One failed attempt was reported by [Lippert1978] in which, during one thunderstorm event with no cloud-to-ground lightning discharge, they tried, unsuccessfully, to trigger lightning. The first reported successful field experiment did not occur until 1999 [Uchida1999] after long preparatory works [Wang1994, Wang1995].

Pre-dating large-scale laboratory experiments using ultrashort laser filaments, the latter experiment relied on a set of 3 lasers. A first CO<sub>2</sub> laser (10 μm wavelength) providing 1 kHz pulses was focused on a dielectric hard target at the apex of a 50 m tower installed on a 200 m high hill. It produced an ablation plume in which a second CO<sub>2</sub> laser produced a 2 m long plasma spark. Finally, an ionized plasma channel was produced by a UV laser slightly aside of the tower apex, in order to guide the leader to the cloud. The setup was triggered based on the intra-cloud activity, considered as a precursor of the cloud-to-ground discharges. Unfortunately, only two discharges were reported, preventing a statistical assessment of the laser effect. No other attempts were reported in this configuration and hence other limitations like the short (2 m)

reported plasma length or the scalability of the technique still stood unanswered.

The first attempt based on ultrashort laser filaments was performed at the top of the South Baldy Peak (New Mexico, USA), 3200 m above sea level, in a very different configuration [Kasparian2008]. The 4 TW Teramobile laser [Wille2002] was fired at a repetition rate of 10 Hz as soon as the electric field at ground exceeded 5 kV m<sup>-1</sup>, regardless of the actual lightning activity. The beam, leaning 70° above horizontal, produced multiple filamentation at several hundred meters above ground, over a length of typically 100 m. A lightning mapping array [Rison1999] monitored the radiofrequency emission at a frequency of 63 MHz from the atmospheric electric activity.

Triangulation on the times-of-arrival of such pulses, detected by 5 antennas synchronized by GPS clocks, allowed to locate the development of the radiation source in three dimensions with an accuracy of ~100 m [Kasparian2008]. Only two thunderstorms occurred during the measurement time and no lightning strike was triggered to the ground.


However, in the simultaneous presence of a ground electric field exceeding 10 kV m<sup>-1</sup> and of the laser filaments, an electromagnetic activity was detected, which was both collocated with the filament position and synchronized at the same repetition rate of 10 Hz. The fact that the laser filaments did not trigger fully developed lightning in conditions where RTL would expectedly have done so was interpreted as the triggering of corona discharges at the upper end of the laser filaments [Kasparian2008]. Such a limited effect was attributed to the short (μs or shorter) lifetime of the laser-generated plasma, which together with the 10<sup>6</sup> m s<sup>-1</sup> velocity of the leaders limits the laser effect to an effective length of a few meters. Overcoming this limitation requires taking advantage of Paschen's law, which is the second physical mechanism playing a significant role in laser-induced effects on electric discharges.

Indeed as already pointed out in section 2.4, in the wake of filamentation a density depletion of air is formed and can be sustained virtually forever by cumulative effects of the filamentation at a repetition rate above several hundred Hz. Keeping such an air-depleted channel open requires high average power lasers, in the kW range.

The latest LLC experiment was done by Houard *et al* in the framework of the LLR project [Produit2021, Produit2021a, Houard2023]. The experimental details of this experiment is detailed in appendix B.

Out of the 16 discharges recorded during their measurement campaign, 4 were guided over ~50 m, as assessed from VHF interferometry.

Furthermore, for one event the cloud ceiling was above the tower apex, allowing fast imaging from two locations with viewing angles 45° apart (figure 9). These four guided lightning strikes were all positive upward strikes, while all but one unguided flashes that were detected during the same campaign were negative. The unguided flashes exhibited much less branching, as well as a higher number of X-ray bursts. These



**Figure 9.** Image of the laser guiding lightning flash recorded by two fast cameras on Mount Säntis, Switzerland. Reproduced from [Houard2023]. CC BY 4.0.

results, which due to the strong contrast, are statistically significant in spite of the limited number of events, provided the first evidence of laser-guided lightning [Houard2023].

#### 4.2. Role of laser cloud clearing in LLC

It was shown that the shockwaves initiated by the energy deposition in laser filaments are able to opto-mechanically push water droplets [Schroeder2022]. Laser filamentation at kHz repetition rate can thus keep such particles out of the beam at a rate sufficient to compensate for their drift back into the laser path. Hence, it is possible to drill a hole through clouds over a certain distance, thanks to the radial pressure wave generated by the filament [DelaCruz2015, Schimmel2018, Schroeder2022, Schroeder2023]. One could imagine that this could have a significant effect in the microphysics of cloud electrification when laser filament propagates through thunderstorm clouds [Henin2009]. Though there is a renewed interest in long-range filamentation physics [Durand2013, Isaacs2022, Goffin2024], these physical processes remain relatively unexplored in the context of LLC [Kosareva2021]. An important discovery of the field measurements is that laser guiding of lightning [Houard2023] was also observed inside the thundercloud conditions by the VHF interferometer, and over the same distance as in a clear atmosphere. This is a strong hint that filamentation-induced cloud clearing occurred at atmospheric scale, as already characterized in the laboratory [Courvoisier2003, Kolesik2004, Méjean2005, DelaCruz2015, Schimmel2018, Schroeder2022, Goffin2022, Schroeder2023, Goffin2024].

#### 4.3. Relevance of laser control for lightning research

Studying lightning presents challenges due to its inherently random nature. Because it is impossible to predict exactly

when and where lightning will strike, direct experimental data have to be gathered either from instrumented tall human-made objects such as telecommunications towers or skyscrapers that are struck by lightning several times a year, or by initiating lightning artificially. Currently, the only reliable means of artificially triggering lightning discharges is RTL that, under appropriate conditions, can initiate lightning [Rakov2009].

Both the use of tall structures and the rocket-and-wire lightning initiation technique are relatively inefficient, expensive to implement and to operate. Moreover, in the case of RTL, there is a risk of danger when debris from the rocket or the Kevlar or metal wire fall to the ground. In contrast, the use of high-power lasers for initiating and guiding lightning discharges, the LLC technology, offers several advantages over rockets.

Lasers eliminate the hazard associated with falling debris. They allow greater control, as they can be activated and deactivated at will, and precisely steered by orienting the beam, unlike rockets where operators only control launch time and direction.

For research purposes, this system could be deployed in different geographical locations and the beam could in principle be aimed, potentially in real-time, at specific locations in the cloud for lightning initiation (e.g. the most active ones), facilitating data collection for testing specific scenarios of interest. Unlike RTL, which produces environmental pollution, the laser technique has minimal environmental impact apart from its energy consumption, manufacturing process, and disposal at the end of its lifespan. This promotes sustainable research practices that strives towards reducing the ecological footprint of research activities [Jain2022].

In addition, implementing high-power lasers as a means to trigger lightning could potentially lead to long-term cost savings.

Indeed, while the initial investment in laser technology may be substantial, the technique is likely to be more economical

compared to the maintenance required for instrumented tall structures or rocket launchers, specialized rockets, and repeated rocket launches.

A further advantage of high-power lasers over RTL is the ability to operate remotely, allowing researchers to influence lightning from a distance.

From an experimental lightning science standpoint, LLC experiments would be more repeatable under similar conditions due to better control of the laser path compared to the trajectory of rockets.

Furthermore, the plasma channel left behind by laser filaments causes much less disturbance to the local electric field than the highly conductive wires pulled by rockets. This repeatability is essential for data analysis and validating research findings. An indirect benefit of using high-power lasers for discharge initiation, with broader applications beyond lightning research, is that it would drive technological innovation and advancements in laser and optics technologies.

LLC experiments offer unique insights into lightning initiation processes, leader development, and other lightning processes, thereby enhancing our understanding of the phenomenon. This enhanced understanding contributes to advancements in atmospheric science and lightning protection strategies.

The portable and versatile nature of LLC technology enables lightning research experiments to be conducted in diverse settings, including rural and urban areas, different latitudes, under different topographical conditions, and in the vicinity of critical infrastructure requiring enhanced lightning protection. Considering these advantages, high-power lasers hold the promise of transforming the landscape of lightning research. Typical potential use-cases will be reviewed in section 6.

#### 4.4. LLC vs alternative technologies

**4.4.1. Rocket-triggered lightning.** In the second half of the 20th century, the development of electric and telecommunication networks as well as control electronics in many sensitive facilities or vehicles increased the need to better characterize the physics of lightning as well as to design more efficient protection technologies. In the 1960s, a technique was developed to artificially trigger lightning using small rockets trailing grounded wires, called RTL. The technique was first demonstrated from a ship in 1963 [Newman1967], and from ground ten years later [Fieux1975]. Triggering lightning requires several conditions: the presence of thunderclouds, an electric field at ground sufficient to sustain the propagation of the discharges ( $\geq 5 \text{ kV m}^{-1}$ ) but insufficient for its natural triggering ( $\leq 10 \text{ kV m}^{-1}$ ) [Rakov2003]. Furthermore, the enhancement of the electric field at the rocket tip is critical. The rocket velocity must therefore be sufficient to keep ahead of the space charge released by the rocket itself, that would screen the electric field at its tip and prevent the formation of a streamer.

The enhanced electric field at the rocket tip and the charges provided by the connected conducting wire allow the propagation of an upward leader starting from the rocket tip. Rockets

mainly trigger upward lightning strikes, with characteristics representative of the natural ones, and allow to characterize the establishment of the leader-streamer mechanism, their propagation velocity, the electromagnetic emission spectrum from the lightning strikes, among others [Hubert1984, Rakov2005]. Downward leaders were initiated by using partly insulating wires (the so-called *TIPSY* scheme), whereby conducting and insulating wire sections alternate in various schemes [Hubert1984]. Triggering of lightning with RTL and with lasers are similar in some aspects: both provide a conducting path in the intense electric field above the ground, which establishes faster than the build-up of space charges and the associated screening. Both may be grounded, or not: rockets by using a fully conductive wire connected to the ground, or a partially insulating one, lasers by producing ionized filaments starting in the air or at the tip of a grounded tall structure like a tower. Furthermore, the typical length of laser filaments, some tens of meters, is comparable to that of the conducting segments of rocket-pulled wires in downward leader experiments. Both techniques however differ in several ways, from both physical and operational points of view. From the physical point of view, the main difference is the much lower conductivity of laser filaments ( $10^0\text{--}10^3 \text{ S m}^{-1}$  [Burger2018]) as compared to the almost perfect conductors constituted by the metallic wires pulled by rockets.

On the other hand, the increased conductivity in filaments stems from both the release of free electrons and the air density depletion favoring electron avalanche, a mechanism much closer to the streamer-leader behavior than the ohmic conduction of the rocket wires.

Furthermore, the operational constraints are much different. RTL is much less demanding in terms of the environmental conditions than cutting-edge lasers, which require stable power supply and temperature as well as a clean environment. Lasers however can be fired continuously over extended periods of time, without consideration of the stock of rockets in the launchpad, nor the pollution of both the environment and the measurements by the wire sections that have not been vaporised by the lightning strike and fall down to ground. The lasers therefore reduce the need for choosing the right moment for firing, which in the case of rockets requires a combination of experience, intuition, and some luck. The possibility to continuously operate lasers is also favorable to statistical assessments, by alternating on and off times without consideration of the atmospheric conditions, and comparing the rate and properties of lightning strikes between periods when the laser is active and when it is not. Finally, in an operational perspective, the laser may be steered and aimed at specific regions of thunderclouds, tracking the best conditions for lightning initiation.

**4.4.2. Non-conventional lightning technologies.** We want to emphasize that the LLC approach is not to be confused with existing non-conventional lightning protection systems (LPSs), specifically those called early streamer emission (ESE) that have long been under scrutiny for their unproven claims of lightning prevention and control [Zipse1994]. ESE

systems have been reviewed in several articles over the past 25 years [Mackerras1997, Chalmers1999, Uman2002, Beccera2007, Beccera2008]. Note that [Uman2002] also reviewed other non-conventional LPSs. A recent comparison of ESE and conventional Franklin rods, also including other non-conventional systems, is given by [Ozdemir2023].

We argue that LLC is different from ESE in the following fundamental aspects:

1. Unlike ESE systems, whose purported operation attempts to provide a larger zone of protection, the principle of operation of the LLC is to actively control lightning through guiding or initiation using laser-generated ionized filaments.
2. ESE systems aim to mitigate the impact of lightning strikes, whereas LLC explores the potential to guide lightning away from sensitive areas or initiate controlled lightning for protection and scientific purposes. In that respect, LLC is more akin to the commonly used RTL technique for lightning initiation in the context of lightning research.
3. As demonstrated in the reviews of ESE in the literature, theoretical and experimental observations have raised doubts about the effectiveness of ESE systems. In contrast, LLC research is driven by experimental evidence and aims to explore new possibilities in lightning control.

## 5. Future progress path of LLC technology and research

Real scale experiments like the recent one at the Säntis tower in Switzerland by Houard *et al* [Houard2023] were impressive demonstrations of LLC and clearly illustrated the potential of ultrashort laser filaments for lightning research and application purposes. Moreover, these indications are supported by theoretical modeling of the lightning initiation threshold in terms of electric field, with and without the laser filaments [Houard2023]. However, these observations are only the beginning of the LLC journey and many further experiments are required to explore the full potential of this technology. Indeed, all real scale experiments published to date and reviewed in section 4.1 suffer from shortcomings. Therefore, beyond the spectacular and encouraging demonstration, challenges remain ahead. Here, we first review the open questions remaining, which, most likely, will mark the short- and medium-term development of LLC. We propose a critical evaluation of pertinent sites and lightning prone locations for the future progress path of LLC. Moreover, we also comment on the future laser development relevant for LLC. With the aim of encouraging the community to take the next step, we try in this section to give a summary of the state-of-art and future path envisioned for LLC.

### 5.1. Shortcomings of previous experiments

In the recent demonstration by Houard *et al* [Houard2023], the guided lightning flashes were all of the positive type. While improving the statistical significance of their results, this peculiarity corresponds to an asymmetry in the laser-lightning

interaction, which has been interpreted via their modeling. The fact that only positive strikes were guided while negative ones are much more frequent in Europe, including at the Säntis, challenges the applicability of the results to the bulk of the lightning strikes. The configuration of a tall tower on a high (2500 m) and relatively isolated mountain is pretty specific, and not representative of most use cases for applications on, e.g. buildings or airports in plains or protecting of wide-area flat facilities. These applications will be reviewed in more detail in section 6.

Finally, the main shortcoming in our view is *reproducibility*: each of the previous real scale LLC experiments [Uchida1999, Kasparian2008, Houard2023] was conducted during one measurement campaign and hence all suffered from sparse data. Uchida *et al* reported two laser-triggered events, Kasparian *et al* reported two thunderstorm events with statistical significant laser effect and Houard *et al* reported 16 lightning strikes, 4 of which were laser guided over  $\sim 50$  m, over the course of their single experimental campaign (July–September 2021). No ulterior replication of their respective experiments were published.

Since lightning is intrinsic of random nature, a permanent LLC station would be very valuable to advance lightning research, to provide various conditions all year long, together with long statistical series, and to investigate in greater detail the physics and the use-case applicability of LLC by providing long data series in a wide range of conditions, including wind, cloud altitude, season, etc.

Another major interrogation resides in the ability of the laser filament to **trigger lightning** or to **initiate leaders**. While the ability of near-IR filaments to guide lightning leaders over tens of meters has been clearly demonstrated in [Houard2023], initiating lightning is more difficult to obtain and even more to demonstrate experimentally. Kasparian *et al* experiments [Kasparian2008] showed the synchronicity of corona discharges and the laser pulses: Further experiments could be performed by either connecting an ascending leader with a descending one in conditions where the ambient field does not allow them to connect, or by initiating an upward leader like a rocket would do [Rakov2005].

The first case would correspond to conditions in the Säntis experiment, where many positive flashes were observed in the presence of the laser. Inducing an upward leader with the filament would require the generation of a highly conductive channel during several microseconds to allow the polarization of the channel in the presence of the external field [Bazelyan2000]. This appears to be difficult to realize with a single ultrashort pulse. Solutions have been proposed based on the heating of the filament by a second energetic pulse [Scheller2014, Papeer2014] but the required energy of  $\sim 15 \text{ J m}^{-1}$  and the use of multiple lasers make it difficult to implement on real scale especially at a kHz repetition rate.

### 5.2. Unexplored parameters

Besides identifying the interaction processes between lasers and their plasma with lightning flashes, exploring various laser configurations is crucial for optimising applications.



Indeed, several parameters could be explored in future LLC experiments:

- The parameters of the laser filaments (air density, ionization, temperature, plasma lifetime, diameter...) depend directly on the **laser wavelength**. As discussed in section 3.1, a UV laser would be more efficient to ionize the air and generate denser plasma channels [Diels1992, Diels1997, Rambo2001, Khan2002, Rastegari2021]. Conversely, IR lasers better propagate in the air and produce very long and wide mono-filaments containing energy up to the Joule level [Tochitsky2019b].

These options are promising, but the only technology available to date to routinely generate TW peak power with a high repetition rate are working in the near-IR range, at 800 nm or 1030 nm, so that most of the experiments of meter-scale laser guiding were performed at these wavelengths.

Shorter wavelengths require frequency conversion in non-linear crystals that imply slightly more complex setup and careful alignment, and may limit the output power due to their damage threshold. In any case, the choice of the wavelength stems from a trade-off between multiple constraints and factors.

- It has been suggested to use **dual- and three-color schemes** using the second and the third harmonic of a near-IR laser [Produit2019]. In particular, as indicated by [Schubert2017a, Produit2019, Produit2021] multi-color schemes might provide a boost to the efficiency of existing LLC schemes. In spite of efficient production of SHG and THG with the LLR laser [Andral2022], this technique was not used in the experimental campaign in Säntis due to time constraints [Houard2023], so that this question remains to be clarified at real scale.
- The **laser repetition rate** is an important aspect for two main reasons: First, using a laser with a repetition rate higher than 1 kHz increases the guiding effect of the filament on small discharges [Walch2021, Löscher2023] and allows the formation of a permanent low density channel [Vidal2000, Cheng2013, Jhajj2013, Lahav2014, Point2015, Rosenthal2020, Walch2021, Isaacs2022, Goffin2023], see section 2.4. Second, the timescale for the development of a lightning flash is typically in the millisecond timescale. A kHz repetition rate, at least, is therefore necessary to maximize the temporal interaction between the laser and the lightning precursors, since the appearance of the latter remains largely unpredictable.
- The **filamentation length** is obviously an important parameter. However, it is limited by the beam focusing [Wille2002], which appears necessary for LLC [Walch2023a], so that a trade-off had to be found. Alternative schemes to enhance the effective laser filament length include the use of a telescope with an actively shifting focus, multiple beams focused at different distances

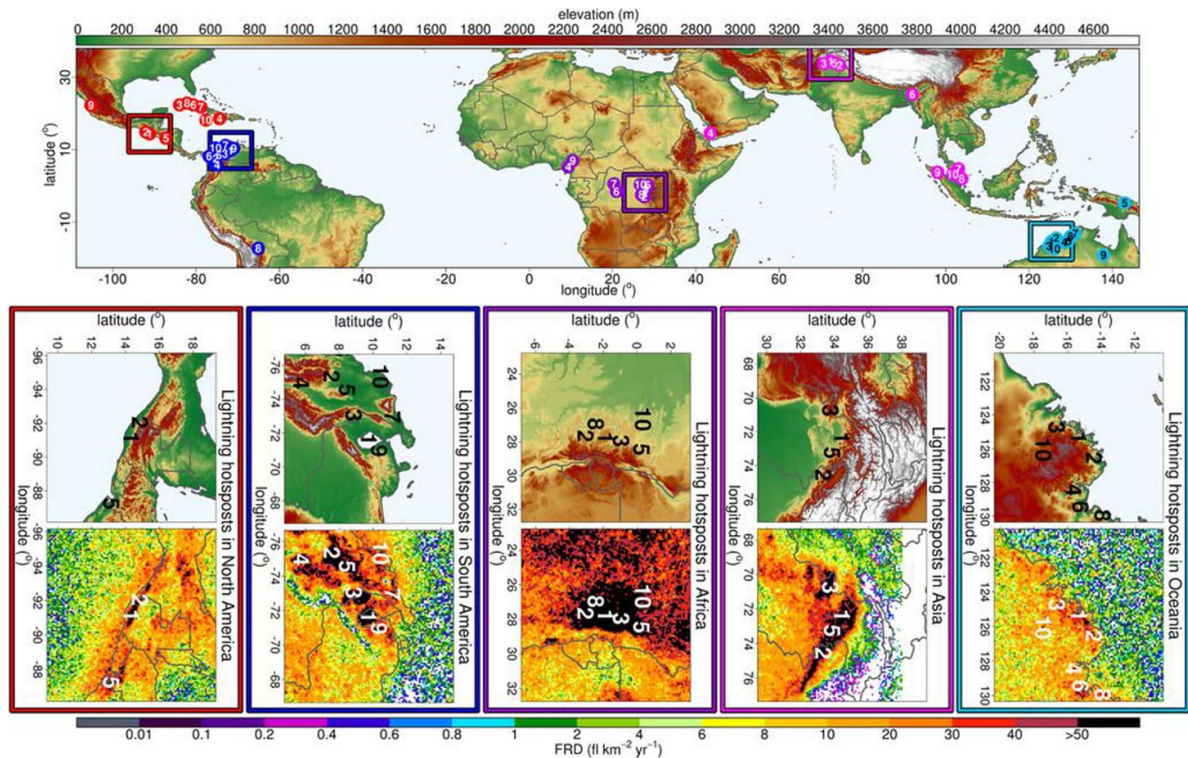
[Papeer2015, Polynkin2017] or pulse shaping with deformable mirrors or diffractive waveplates. Comparative works gauging their applicability for LLC remains necessary.

- The **location of the filamenting region** is another obvious important parameter. Indeed, Houard *et al* reported in their model that the distance between the tip of the tower and the filamentation region was of critical importance for lightning initiation and development. Using beam steering technique to induce angle movement but also the longitudinal focus shift described in the previous item, would bring comparisons between dynamic and static LLC schemes.
- **Spatial and Temporal shaping** of the laser filamentation like pulse trains [Liu2012, Wolf2018], comparing fs and ps filamentation [Dehne2024] or even using plasma-less quantum wake effect [Zahedpour2014, Rosenthal2020, Schroeder2020] might be of interest for LLC and remain for now barely explored at atmospheric scale. Experiments using **spatial shaping** like self-healing Airy laser modes [Zou2023] or using of phase mask [Fu2024a, Fu2024b] were shown to be beneficial for electric guiding by allowing longer and more uniform energy deposition during filamentation.
- **Different laser shot geometries** as described for instance in [Kasparian2010] could be considered to find out the best use case of LLC.

### 5.3. Applicability to downward and negative lightning flashes

Using lasers to initiate and guide upward or downward lightning flashes, respectively, is fundamentally different. In the case of upward lightning, the required filamentation can occur relatively close to the laser, since the upward discharge starts at the tip of grounded objects, which are at most several hundred meters tall. In addition, the tip of a tall object is well-defined so that aiming the laser at it is relatively simple.

For controlling downward lightning, however, filamentation would need to be established in the vicinity of charge centers in the cloud, which are in general located several km away from the ground-based laser, and whose precise location is not known a priori. The technology needed to reliably establish filamentation at distances measured in km is not yet available and further research in that respect is needed. Concerning the polarity of the laser controlled lightning reported by Houard *et al* [Houard2023], it is noteworthy, as already mentioned, that only *positive* upward lightning were observed to be influenced by the presence of the laser beam. This is compatible with the findings, described earlier in section 2.3.2, that at meter scale discharges by laser filaments the same tendency of an enhanced effect for positive discharge has been observed [Comtois2000, LaFontaine2000, Pepin2001] and is also partially explained by their simulation results predicting an enhanced laser effect on positive lightning [Houard2023].



**Figure 10.** Top lightning hotspots per major continental landmasses. [Albrecht2016] © American Meteorological Society. Used with permission.

Since most lightning on Earth is of *negative downward* type [Rakov2003], this again calls for more LLC research.

#### 5.4. Potential locations for future LLC experiments

The site(s) selected to conduct lightning studies should ideally allow for testing the influence of a spectrum of parameters as wide as possible, including, for instance, the effect of the local ground flash density (i.e. the average number of lightning flashes per square kilometer and per year), the field topography, the altitude, the latitude, the season, the type of soil, the presence or absence of a tall structure, etc. Since no single site allows to test all those conditions (as some of them are geographical location dependent), at least two approaches can be utilized:

- The laser system could be installed on a permanent or long-term basis at an appropriate location with a well-defined conditions relevant for lightning research, or
- a mobile test setup could be used to investigate the lightning protection capabilities at different locations in the vicinity of sensitive installations or relevant lightning active locations.

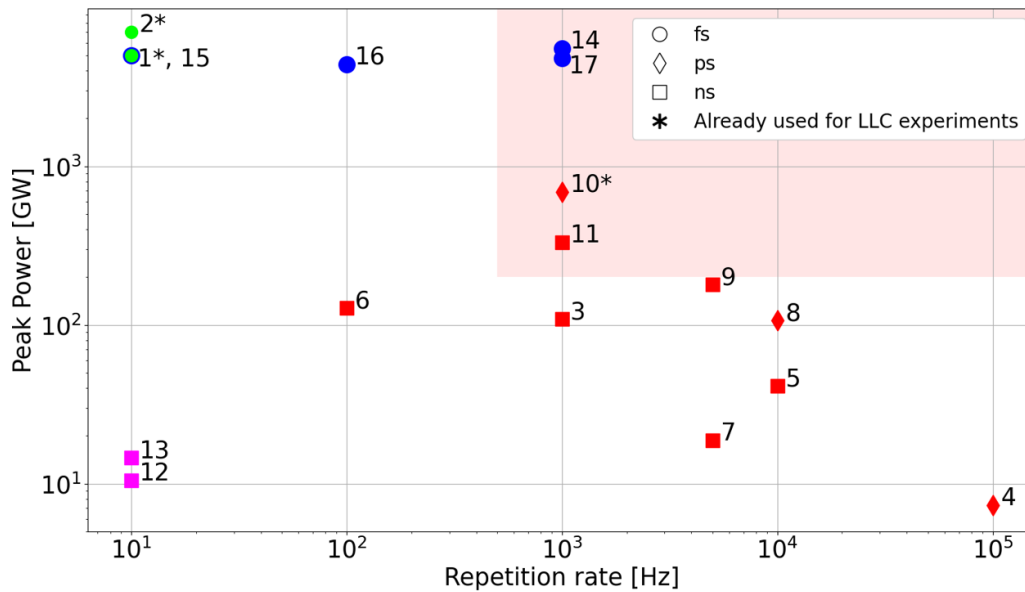
Besides the scientific case, experimental test locations require power supply and other services, infrastructure and/or logistics to set up and run experimental campaigns with a heavy and sensitive device like a high-power laser and its need for a clean and controlled operating environment.

**5.4.1. Tall structures and dedicated lightning and atmospheric facilities.** The location where LLC integration would be most straightforward is in existing facilities already dedicated to lightning studies. Many of those existing or past facilities are particularly suited for LLC integration and hence, we encourage the community to embrace and implement LLC capabilities in several of those. Specifically, we have identified many facilities worldwide we report these in two tables, where we comment on each site regarding its relevance for LLC integration:

- Table C1 in the appendix lists past and active instrumented towers dedicated to lightning research which would be suitable for LLC experiments.
- Table C2 in the appendix lists past and active RTL launch pads as well as other interesting sites which would be suitable for LLC experiments.

**5.4.2. Lightning hotspots.** Table C3 curates LLC relevant lightning hot spots across the world (figure 10), sorted by total lightning density, and discusses the suitability of each of them for LLC campaigns. Besides the lightning density, this involves power delivery, access for personnel, the laser, and other material including lightning diagnostics.

Using such hotspots requires a mobile laser system comparable to the Teramobile project [Wille2002], or at least asemi-transportable system like the LLR laser system [Herkommer2020].



**Figure 11.** Curated list of laser sources relevant to LLC. All the lasers are listed in table B1 in the appendix. Blue marker: OCPA, green marker: Ti:sapphire, magenta marker: slab, red marker: thin-disk. Round marker: pulse duration  $< 100$  fs, diamond shaped marker:  $100$  fs  $<$  pulse duration  $\leq 1$  ps, square marker: pulse duration  $> 1$  ps. The region in pink represents the target region: peak power  $> 200$  GW and repetition rate  $> 1000$  Hz. The laser systems marked with an asterisk were already used for LLC experiments.

This approach opens the way to a wider variety of sites, configurations, and experiment types than only focusing on the already equipped, permanent stations.

Furthermore, many opportunities also exist for developing countries since many of the top spots of lightning on Earth are in developing countries, (see table C3).

The lightning research community seems to be mature for a more broadening of the community to developing countries as argued by [Leal2021]. Since many of these locations are remote, and a local embedding of the research and experiments is crucial [Wheeler2020], one could take advantage of local knowledge embedded in the local communities [Kolawole2012, Moyo2021, Pabale2006].

### 5.5. Relevant laser systems

As emphasized in section 3.1, ultrashort lasers are the key players for LLC technology since they provide extended plasma channels and as a consequence, the most mature LLC experiments have been performed using this class of lasers.

In light of those recent experiments, a LLC-capable laser system should be able to produce multiple filamentation, to generate a sufficient amount of free charges as well as to take advantage of the density hole produced in the filamentation wake: multiple filamentation increases the air-depleted volume. Specifically, we estimate that a LLC-capable laser should at least produce tens of filaments and hence ideally have a peak power above  $\sim 200$  GW for any wavelength, which was indeed the case in the latest experiments [Kasparian2008, Houard2023]. This amounts for instance (in the NIR) to pulse energies of 20 mJ for  $\sim 100$  fs pulses, and in the  $\sim 200$  mJ range for  $\sim 1$  ps pulses. It has to be kept in mind, however, that the pulse duration evolves while propagating in the atmosphere,

due to dispersion and non-linear self-steepening, among others. Moreover, multiple filamentation should be generated at a sufficient repetition rate to fully take advantage of the cumulative air density depletion arising in the wake of filamentation, which have been shown to be beneficial for electrical purposes [Vidal2000, Cheng2013, Jhajj2013, Lahav2014, Point2015, Rosenthal2020, Walch2021, Isaacs2022, Goffin2023] through Paschen's law [Tirumala2010].

Repetition rates higher than 100 Hz and preferably 1 kHz are hence desirable. Recent works indicate that an even higher repetition rate up to 100 kHz could push these benefits even further [Löscher2023].

We present in table B1 and figure 11 an extensive, though non-exhaustive, list of suitable lasers for LLC experiments. We concentrate in this figure on ultrashort NIR laser systems, as the offer is the widest. Mid-IR and UV lasers are also possible platforms, as described in sections 2.3.3 and 3.1.

Specifically, we chose to prune an extensive list of high-power lasers from different technologies provided by Zuo and Lin [Zuo2022] by choosing laser sources with a repetition rate greater or equal to 10 Hz and a peak power between 5 GW and 500 TW. The latter limit was set to exclude PW laser systems, which are deemed impractical for LLC due to their size. Moreover, the laser systems from previous LLC experiments were also added manually, if missing.

Finally, we want to emphasize that the wall-plug efficiency is key for high power and high repetition rates lasers, as progress in average optical power translates into a growing energy demand. As an example, the laser system used by Houard *et al* had an optical average power of  $\sim 720$  W ( $720$  mJ  $\cdot$  1 kHz) and an optical-to-optical efficiency of 8% ( $720$  W/9 kW diode pumping) [Herkommer2020]. The energy consumption of this experiment is reported in section A.3 in the appendix.



Recently, more efficient Yb:YAG thin-disk laser oscillator with optical-to-optical efficiency of 26% [Fischer2021] or even 33% [Radmard2022] demonstrated wall-plug efficiency of 7.3% [Braesselbach1997], leaving the hope for 10% or more wall-plug efficiency at technology maturity. Still, the power requirements remain quite stringent.

## 6. Potential use-cases

Beyond the scientific case *stricto sensu*, and on-demand lightning triggering for scientific research purposes, several applications have been proposed or envisioned for the control of lightning using lasers. In this section, we briefly review these use cases and briefly discuss both their feasibility and relevance in terms of LLC.

### 6.1. Protection of critical facilities

**6.1.1. Power lines.** In Canada, Japan, or Malaysia, most of the power outages affecting the distribution network are due to lightning [Leal2021]. The cost of these lightning-caused outages in Canada is estimated to 350 million CAD each year [Mills2010].

The study of lightning-induced damages on power lines, and lightning protection motivated the constructions of large lightning test facilities by national electric companies. In the 1970s, the French electric company EDF founded the first laboratory studies of long air gap discharges, analyzing the development of lightning leaders at the research center ‘Les Renardières’ [Renardières1977]. In Canada, the electric company Hydro-Quebec launched the first project on the control of lightning using femtosecond lasers with INRS in the late 90s [Vidal2002].

In recent years, there has been a reassessment of the challenge of lightning protection for both overhead and buried power lines. This reconsideration is prompted by the growing demand from customers for high-quality power supply [Nucci2022].

Direct lightning strikes pose a significant threat to high-voltage transmission networks. However, in medium-voltage distribution networks, overvoltages induced by nearby lightning are a notable factor contributing to flashovers and disruptions [Chowdhuri2001]. The main difficulty for implementing LLC for power lines is their spatial extension, combined with the difficult access of most of their length, which to a large extent prevent both a permanent coverage of the whole network as well as mobile units moving to thunderstorm regions identified by the weather forecasts. On the other hand, protecting specific critical nodes or transformers may be more realistic.

**6.1.2. Effect on power plants.** The damages produced by lightning on *nuclear power plants* are generally due to indirect effects. A rise of the ground potential, or the loss of transmission lines can cause equipment damage or misoperation,

but they do not appear as a significant risk for the power plant safety [Rourke1994].

On the contrary, *photovoltaic power plants* are much more sensitive to the effect of lightning strikes.

Besides material degradation by direct strikes, overvoltage can damage the electronic system, and repeated impulse current stresses reduce the efficiency of the photovoltaic panels [Ahmad2018, Omar2022]. In the case of a large photovoltaic power plant, redirecting the lightning with a LLC at a distance from the strike could therefore be very useful.

**6.1.3. Refineries, and explosive storage structures.** Storage tanks for fuel, or explosives warehouses are particularly vulnerable to lightning strikes. Lightning can ignite tank fires, produce toxic releases or explosions. Oil, diesel and gasoline are the substances most frequently released during lightning-triggered Natech accidents (NATURAL-hazard triggered TECHNOlogical accidents) [Renni2010].

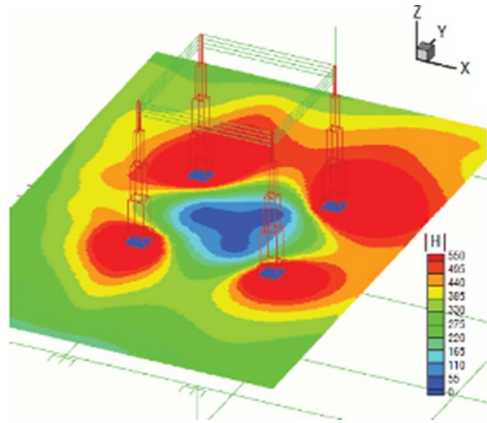
A recent event occurred in October 2023 at a recycling power plant near Oxford, where a massive explosion of a biogas tank was ignited by lightning.

**6.1.4. Rocket launch pads.** Rockets and launching infrastructures are highly sensitive to lightning, due to the use and transport of highly flammable/explosive fuels, as well as sensitive electronic equipment. Furthermore, being tall structures in flat environments, often in tropical regions (Florida, French Guiana, etc), they are particularly exposed. Lightning strikes can occur during the transport of large rocket elements from the storage hangars to the launchpad, in flight, as experienced for example by the NASA Apollo 12 mission [NASALightningStrike], but also during assembly and parking on the launch pad. Some launchers remain parked on the pad for several days, limiting the accuracy of risk assessment based on the weather forecasts. As for airports, launch pads are equipped with field mills, radiofrequency antenna arrays, and weather radar. To secure the rockets during the parking phase, several arrangements using arrays of tall lightning rods are used [Bachelier2012].

As exemplified by the Soyouz Launch Complex (figure 12) at the French Guiana Space Center, a typical protecting system is formed by a square network of 4 metallic pylons of 90 m height, separated by 60 m, and connected by conductive wires at their tips. This geometry was optimized not only to avoid direct strike on the fuselage, but also to reduce electromagnetic noise. A strike on one of the pylons could induce a current of up to 200 kA [Rakov2003], and a current variation  $dI/dt$  of the order of  $10^{10}$ – $10^{11}$  A s<sup>-1</sup> [Leteinturier1991], leading to very high magnetic field transients up to hundreds of H. In turns these magnetic fields can damage the sensitive electronics of the launcher and the payload. The simulated distribution of the magnetic field at ground (figure 12) shows the protected region around the rocket.

A laser-based lightning rod could potentially have several advantages as compared to this fixed protection infrastructure:





**Figure 12.** Typical spatial distribution of the magnetic field around the typical arrangement of Franklin-type lightning rods used on rocket launch pads. Reproduced with permission from [Issac2012].

(1) it could be deployed at will, and thus providing more flexibility on the localization of the launching equipment, (2) it could be significantly more cost-effective than a massive infrastructure made of concrete and tall metallic towers, and (3) if mobile on a trailer, it could be used for all the three critical phases mentioned above, i.e. transport to the pad, waiting phase and after take off. As launch pads are located in no-flight zones by nature, eye-safety and air traffic control constraints related to the use of lasers in open-air would be minimal.

**6.1.5. Offshore oil rigs and wind farms.** Offshore oil rigs and wind farms, often consisting of large conducting metal structures (and/or carbon fiber composite in the case of windmills) grounded to the ocean, are typically situated at varying distances from the coast, ranging from a few hundred meters to several hundred kilometers. While the density of lightning flashes is lower over oceans than over land [Boccippio2000], the height of these structures increases their susceptibility to lightning strikes. This risk is more pronounced in tropical regions due to a higher frequency of storms, a factor that is expected to further increase due to global warming [Haberlie2022].

New wind power generation units feature increasingly taller turbines, with blades lengths of 60 m and beyond. Consequently, they are facing greater exposure to lightning strikes. They are also triggering a significant number of upward lightning flashes. Furthermore, carbon fiber composite materials are now extensively used to reinforce the blades [IECWindTurbines2019]. The inclusion of these composite materials impacts the effectiveness of the LPS and thus must be considered during the design phase [Rachidi2012]. The integration of a laser-based lightning rod system could be difficult due to the need to transport the laser to remote offshore structures. A possible solution would be the permanent installation of LLC protection on the platform itself or, if technically

possible, on a moored barge nearby. Alternatively, for platforms or wind farms located closer to the coast, the system could be operated from the shore, pointing the laser towards the structure.

## 6.2. Protection of wide-area flat facilities

**6.2.1. Airports.** The occurrence of lightning on airfields depends on their geographical locations and meteorological conditions. Airports in tropical regions are more strongly affected by lightning than others. Lightning implies interrupting all departures and arrival operations for the whole duration of the thunderstorm in the vicinity of airports [Bloom2008]. As a result, aviation operators have to find the right balance between ground handling personnel safety, flight security, and operational efficiency. Lightning impacts can also set fire to buildings at airports, damage aircrafts at ground, strike and knock out air traffic control towers, and directly or indirectly hit ground crew workers.

Decision making is usually based on lightning detection systems (e.g. RF antennas, local field mills) and meteorological data, but also risk assessments involving insurances. 61.4% of all flight delays in the USA are caused by weather conditions [FAAReport2023], and among them the majority are thunderstorms. There are no requirements for airports or airlines in the USA to follow specific lightning alerting rules [UltimateLightningGuide], but the FAA recommendations are to issue an alert to the operations team when lightning activity is detected within 11 km distance, stop fueling and ramp operations at 8 km, and to resume operations after 15 min all clear. State-of-the-art lightning detection systems are able to provide warning information some 15 km away from the airfields. This information could thus be used as a trigger for starting laser-lightning protection operational phases. In the context of the possible implementation of LLRs at airfields, several deployment options could be considered. For these reasons and as cloud-to-cloud lightning strikes are often detected before cloud-to-ground, a total lightning detection system rather than forecast is required, with automated alerts. The costs of flight delays to the airline industry amounts over 8 billion USD a year [FAAReport2023], which put airport professionals under pressure.

Hence, avoiding closing an airport during thunderstorms or reducing the time of closure would generate a financial incentive that could make LLC an attractive option to consider [Arnold2023].

Flat, extended facilities like airports are difficult to protect due to their wide area, as well as crowded airspace that prevents using permanent masts and towers as lightning rods. Thunderstorms are however a key constraint to airport operations, as a high risk of lightning imposes a pause in operation to ensure airplane safety at ground and in take-off phases. Laser-based protection would potentially provide wide-area coverage by the combination of the filament length and the sweeping of the beam, controlled by a real-time measurement of the electric field at and close to the ground. For the same reason,

they can protect areas from the side, which is especially relevant for runways and taxiways. Furthermore, lasers do not impact airplane movements as they can be switched off as needed while airplanes move in their vicinity. Lasers could be deployed around airplanes parking lots, or even made mobile on vehicles that could be moved to zones at risk. Clearing the airport from lightning strikes by switching on the rod for reducing the dead time might also be possible: Control tower operators can make decisions based on information from the lightning detection system, and control the laser to avoid any disturbance to the air traffic. First, the action could be beneficial both for reducing damage costs on airport infrastructures and landed aircrafts and for reducing the delays in flight schedules. Depending on the performances of the future LLR, one could consider either a network of vertical pointing lasers or a single laser (or a few) scanning the sky over a large area above the airport. Fast scanning over a defined solid angle has the advantage of probing essentially the whole charged cloud over the airport. Again, the laser would then be switched off for planes scheduled to take off or to safely land. Finally, LLRs could also be interesting for defence purposes, where a fixed metal infrastructure is impractical. That could be the case for helicopters landing or taking off, as well as aircraft carriers on the sea.

**6.2.2. Protection of large crowds of people in open areas.** Several spectacular incidents or accidents causing tens of injured or even casualties are regularly reported in large crowds gathered in open areas for music festivals [Arnold2023], popular official events [Horváth2007], sport events at stadiums [Makdissi2002] or in the outdoor [Cherington2001]. Prevention resides in lightning monitoring, stopping or cancelling the event, and evacuating of the public if an active thunderstorm approaches [Walsh2000]. Large crowds impose specific constraints, with the need of pre-identified shelters of large capacity as well as long evacuation time [Makdissi2002] which in turn increases both the duration of the event interruption and the distance range to monitor around the event venue, increasing the risk of occurrence of a thunderstorm activating the evacuation plan. Indeed, for large stadiums, current recommendations (the so-called 30/30 rule) ask to suspend the event from flash-to-bang time of 30 s (i.e. approximately occurrence of a lightning strike within 10 km of the area to be protected) until 30 min after the end of the last flash [Walsh2000, Makdissi2002]. Besides protecting the crowd against electrification, the buildings and equipment (lighting masts, trees) surrounding the crowd should also be considered since they could cause injuries if they burn or fall after being damaged by a lightning strike.

The typical dimension of a stadion (~100 m) is commensurate with the typical length of laser filamentation, allowing a single laser (or a reduced number thereof) to cover the whole area at risk.

However, the main open question remains the ability of lasers to offer a very high level of protection without being complemented by a classical lightning rod, to suspending or canceling the event.

**6.2.3. Prevention of lightning-ignited wildfires.** Though the sensitivity to climate change on the occurrence of lightning-induced forest wildfire is uncertain [Pérez-Invernón2023], hotter conditions could increase the risk that lightning strikes trigger wildfires [Canadell2021, Jones2022]. Other studies report that climate change is expected to decrease the occurrence frequency of lightning [Finney2018]. Typically, one out of 1000 cloud to ground strikes triggers a forest fire, with a highest risk in low-intensity precipitationless thunderstorms [Soler2021]. Furthermore, human exposure is also increasing due to the growing entanglement of habitation zones with fire-vulnerable forests.

The main challenge posed by forest protection is their spatial extension, while a dense network of high lightning rod towers would severely impact landscapes and therefore raise questions about their acceptability by populations. However, even a sparser network of lasers would require a dense infrastructure for both access and power supply, let alone the cost. A laser could attract lightning to a firewall or a clearing. The need would however be a mobile LLC reaching the sections of the forest most at risk according to weather forecasts, which would pose access issues.

### 6.3. Other use-cases

**6.3.1. Protection against indirect (electromagnetic perturbation) effects of lightning.** Current protection techniques relying on lightning rods are highly efficient against direct (thermal) effects of lightning as they lead the lightning current to ground through a down-conductor of adapted cross-section. However, the high-intensity, fast-varying lightning return stroke currents are the source of strong electromagnetic radiation that can induce overvoltages on power lines and unwanted voltages and currents spikes on electrical and electronic equipment. These impacts are collectively known as indirect effects of lightning. Since the electromagnetic field decays rapidly with distance from the lightning channel [Rubinstein1989], shifting the transient current away from the facility to be protected will considerably reduce its indirect effects. For example the four lightning rods protecting the Ariane 5 launchpad are located 25 m away from the vehicle, a distance that could be easily doubled or tripled by guiding the lightning strike away. Such an approach may also apply to large buildings, or to wind turbine protection [IECWindTurbines2019], whereby the earthing conductor has to cross the turbine head, and therefore has a distance to the sensitive parts limited to the meter range. In either case, the key parameter is the competition between the elevated point (lightning rod, arm of the wind turbine) and the laser launched above it. Neither available experimental data nor existing models are sufficient to date to assess the potential success rate, i.e. the fraction of flashes of either polarity that would be intercepted and deviated or missed in a specific configuration, characterized by tower/lightning rod height, the surrounding topography, as well as by the laser location, elevation angle and filament length. Further investigation in that direction is therefore crucial.

**6.3.2. Clouds discharge.** Actively initiating lightning before its natural occurrence, in order to better control and let the cloud charge flow to the ground [Brunt2000], is often expected to unload clouds. However the typical charge density in thunderclouds amounts to some  $\mu\text{C m}^{-3}$  [Amoruso2002] while a typical lightning strike drives to the ground a total charge of some tens of Coulomb.

A single strike is therefore able to discharge a typical volume of  $10^7 \text{ m}^3$ , i.e. a typical cloud region of  $200 \times 200 \times 200 \text{ m}^3$ . With typical radii of a few tens of km, the thunderstorm has a volume of at least  $10^{12} \text{ m}^3$  [Rakov2003], so that only a negligible fraction of the active thunderstorm volume could be discharged. Reasoning from a temporal rather than volumic point of view yields comparable results. Indeed, typical lightning strikes often give rise to re-illumination, i.e. repeated lightning strikes originating from the same location in the cloud and following the same path through the cloud. A typical delay between re-illuminations is a fraction of a second [Rakov2003], indicating that the charge-depleted volume due to the original lightning strike has been replenished within less than 1 s [Rakov2003]. Indeed, the charge buildup in a thundercloud is in the range of  $1 \text{ C km}^{-3} \text{ min}^{-1}$  [Ávila2011]. If considering a 10 km-high thundercloud, typically one discharge/ $\text{km}^2 \text{ s}^{-1}$  would be needed to drain charge to the ground at a rate comparable with its generation. Further investigation is necessary to assess the ability of LLC to offer this rate. We also refer the reader to section 13.3 and 13.4 of the excellent book by Uman [Uman2008].

**6.3.3. Lightning energy collection.** A single cloud-to-ground lightning flash has a total energy of the order of  $10^9$ – $10^{10} \text{ J}$  [Rakov2003]. This is equivalent, for example, to the consumption of a single average Swiss household for about one month only (at  $\sim 5000 \text{ kWh/year/household}$  in 2021 [ConsumptionSuisse2021]). Moreover, we expect lightning energy collection to be difficult for at least four main reasons. The first difficulty stems from the fact that all this energy ( $10^9$ – $10^{10} \text{ J}$ ) is concentrated during the very short duration of the lightning strike, i.e. of the order of hundreds of  $\mu\text{s}$  [Rakov2003], bringing the power to hundreds of TW. Second, lightning does not always strike the apex of structures, even for high structures [Rizk1994, Shindo2015, Shindo2018, Mikropoulos2019], complicating further the hypothetical energy flow capture. Third, most energy is dissipated in the atmosphere during the propagation of the lightning strike, so that only a small fraction, roughly  $<1\%$  of the total energy from a cloud-to-ground lightning flash reaches the strike point where the energy could be harvested [Rakov2003]. Finally, capturing a significant number of lightning strikes would necessitate numerous tall towers (or LLC facilities), rendering it impractical as a means of energy collection. All these limitations are related to lightning itself rather than to a specific collection technology, so that LLC technology would not fundamentally change the situation, regardless of its potential progress.

## 7. Conclusion

While being considered for over 50 years, lightning control by lasers has long been restricted to speculations based on the extrapolation of small to medium-scale laboratory experiments, sparse field experiments, and limited theoretical arguments. However, the relevance of cm-scale to meter-scale laboratory experiments is limited due to the leader-streamer mechanism that drastically modifies the behavior of a discharge beyond the length of a single leader step, i.e., several meters. On the other hand, integrating the effect of a high-power laser pulse into lightning initiation and propagation theories and associated models requires to consider a wide range of scales. Indeed, spatial scales range from the micrometer size of the particles undergoing ionization in the thunderclouds, to hundreds or thousands of meter scale for the discharge itself. Simultaneously, temporal scales include the femtosecond scale of the laser pulses, the nanosecond to microsecond time scales of the plasma evolution, and up to the second time scale of reilluminations.

From an experimental point of view, the lack of laser initiation [Kasparian2008] or of inconclusive nature [Miki2005] of the first field experiments aiming at lightning control using lasers was attributed to the limited amount of energy deposited by ultrashort laser filaments in the air, as well as the insufficient lifetime of the generated plasma and air-depleted column. The advent of kHz-repetition rate, high-power lasers based on Yb thin-disk technology changed this context by offering for the first time the opportunity to deposit both high energy and average power densities in the air, at a rate sufficient to imprint a permanently depleted air-depleted region over more than 100 m, prone to discharge propagation due to the Paschen effect. This progress provided the basis for a field campaign at a particularly well-instrumented site with a very high local density of lightning strikes: Mount Säntis and its telecommunications tower, where guided lightning strikes were stereo-imaged by fast cameras, located and tracked via their radio-emission, and recorded in a sufficient amount to ensure statistical significance. The positive polarity of the observed laser-guided discharges, which contrasts with the negative polarity of discharges occurring when the laser was not fired, might even suggest a possible triggering by the laser. This interpretation was further supported by a model indicating that the observed electric field during these strikes exceeds the threshold for positive laser-triggered events but not that for negative ones [Houard2023].

This demonstration, however, calls for further investigation and raises new challenges. The most obvious one is the optimization of the laser conditions, in particular the wavelength or combination thereof, which as a trade-off between atmospheric propagation, ionization efficiency, and the energy carried per laser filament is not straightforward to decide from theoretical arguments. Pulse duration and repetition rates are easily accessible, although the full desirable range requires new substantial laser development towards combined ultrashort pulses in the 100 fs range and below, multi-kW repetition rates, and, overall, versatility. Future lasers also need to

be much more mobile and rugged, to allow field operation at a reasonable effort and cost.

From the point of view of the lightning physics, various geographic and geometric configurations allowing to investigate upward and downward flashes of either polarity will help characterize the versatility of the LLC. This will require intensive efforts to provide data from numerous locations across the world and seasons, as well as various cloud heights. A careful characterization of the lightning flashes under laser control will also be necessary to determine to which extent they can be considered as perfect counterparts of the natural ones, and, conversely, how they differ. The highest similarity is favorable to the lasers as a trigger for on-demand flashes for lightning studies. Conversely, differences would provide more information about the mechanism of the laser-lightning interaction and help elucidate it, as well as assess the magnitude of the effect of the lasers.

The latter assessment is critical to the development of LLC.

Besides the mentioned slight differences in the flash characteristics, such as branching and X-ray emission as mentioned in [Houard2023], long-term recordings and randomized schemes of laser operation would optimize the statistical discrimination of the laser effect. This is especially critical for the question of the triggering of lightning flashes by laser filaments, which is still an open question and cannot be decided on the basis of the discharge geometry only. Finally, the investigation of various use cases will drive the LLC research towards more technology readiness. Research will probably start with the applications where failure rate is not critical, as in the case of on-demand lightning for research, then evolve towards domains like EMC enhancement where the laser complements a classical lightning rod, while protection exclusively relying on lasers would require an extremely high confidence in a success rate close to 100%. Here specific comparisons with the existing state-of-the-art lightning protection measures tailored to each case will be necessary.

We therefore believe that, after half a century, LLC is about to bloom in the next years and will offer both the communities of ultrashort laser and lightning physics with fascinating challenges.

## Data availability statement

The data that support the findings of this study are available from the corresponding author, J-P Wolf, upon reasonable request.

## Appendix A. Logistical aspects of the Laser Lightning Control field campaign by Houard *et al* [Houard2023]

The LLC experiment by Houard *et al* [Houard2023] was conducted at the Säntis telecommunication tower located at the top of Mount Säntis near St. Gallen in Switzerland (figure A1). The tower, operated by Swisscom Broadcast AG, sits at more than 2500 m above sea level and is accessible by cable car.

Figure A1 also displays the locations of the measurement devices used during the campaign.

The research team installed their equipment in the hall hosting telecommunication antennas (aka Radome). The general layout of the experiment is shown in figure A2. The high peak power, high average power laser [Herkommer2020] was operated during a total of 6.3 h of thunderstorm activity occurring within 3 km of the tower over the course of a 71 d period during Summer 2021 (21 July–30 September) [Houard2023].

The interested reader is referred to [Houard2023, Produit2021] or Chapter 4 of [Produit2021a] for more logistical and experimental details. Moreover, the preliminary experiments of the LLC campaigns can be accessed in [Andral2022, Walch2023a].

### A.1. Choice of location

The location choice was primarily guided by the local occurrence of lightning. Indeed, the telecommunication tower is hit by lightning more than 100 times per year [Romero2013, Rachidi2022, Houard2023]; it is one of Europe's most lightning struck structures. The second reason is that the tower in question is already equipped with monitoring devices tailored for lightning research and has been the subject of monitoring for many years by Swiss scientists [Rachidi2022].

### A.2. Logistical challenges

The first logistical challenge of this experimental campaign was to deliver all mechanical, optical and electronic elements, and assemble the bulky (10 m × 2.5 m) laser [Herkommer2020] on site, at the top of Mount Säntis. The site is equipped with a cable car with the upper station close to the experimental spot, which was used for most of the material. Nevertheless, two stacked 10' containers housing the sending telescope, had to be lifted to the summit by helicopter.

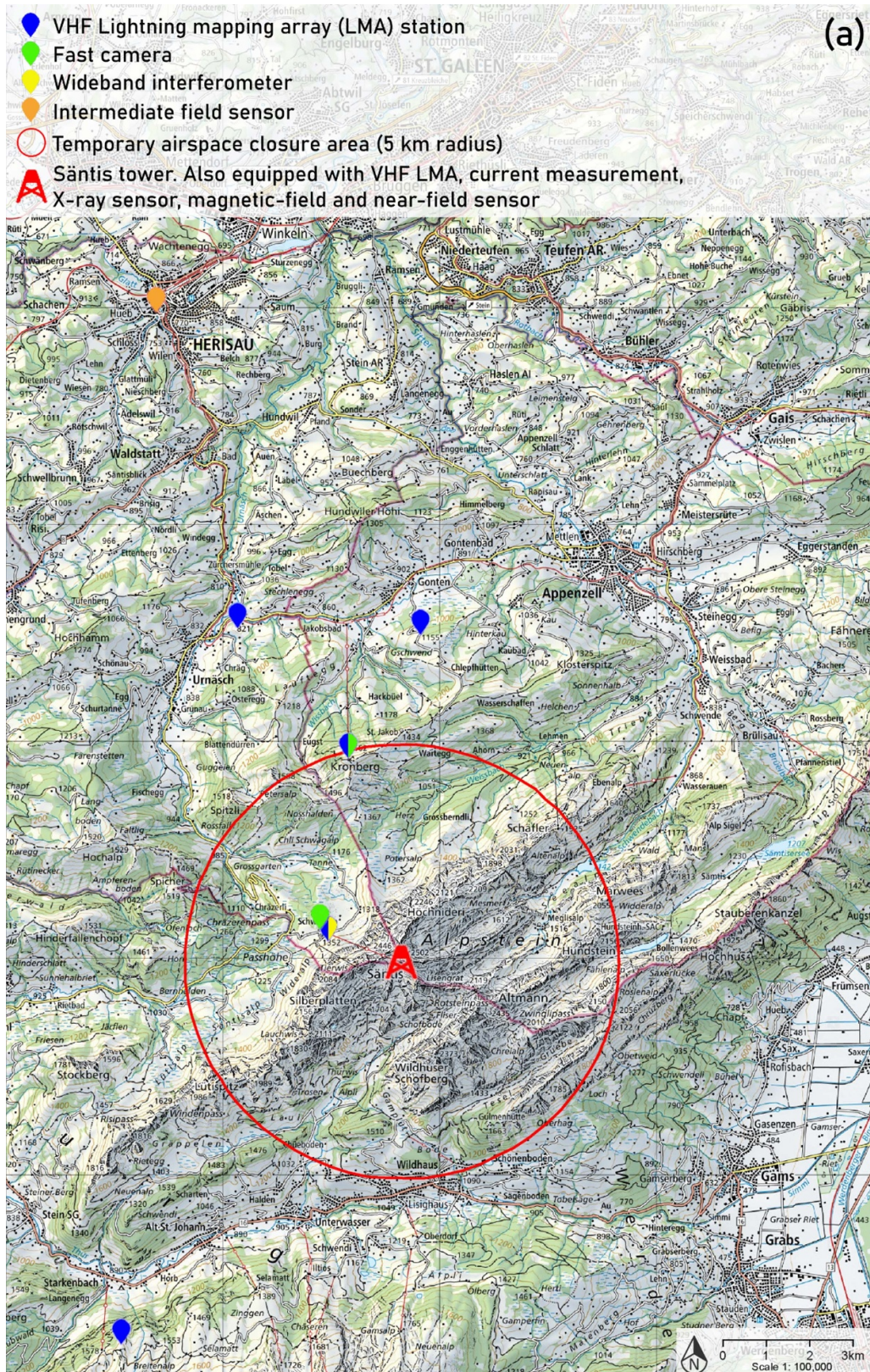
### A.3. Power consumption

The total power consumption of the whole LLR setup is ~80 kW. A total energy consumption of 45 272 kWh was recorded over the whole campaign, out of which 24 181 kWh was supplied by the grid and 21 091 kWh by on-site Diesel generators. The latter was used during the thunderstorms to prevent a failure propagation from the main grid, so as to ensure continuous operation.

### A.4. Environmental conditions

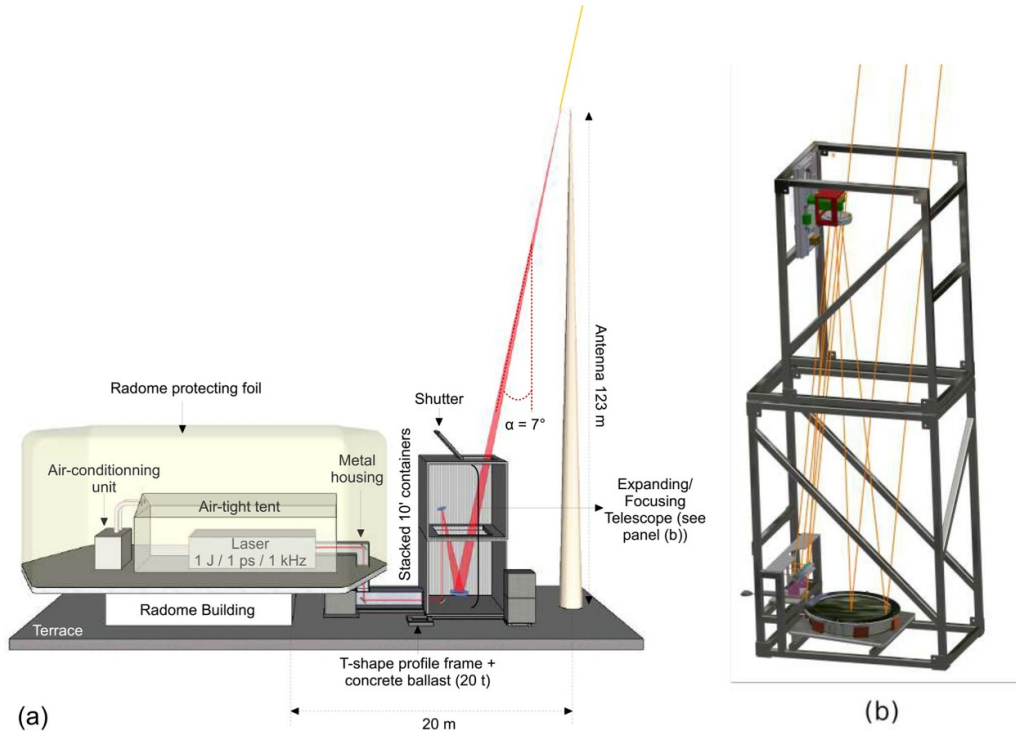
The second operational challenge was to safely and reliably operate the laser in the harsh weather conditions prevailing at the summit, and even in the Radome where the temperature can vary by 10 °C over the day, and reach down to 2 °C even in summer [Produit2021a] whereas high-end lasers require well-controlled clean and temperature-stable conditions. An air-tight tent was therefore installed inside the Radome, with





**Figure A1.** Situation map of the LLC experiments by Houard *et al* [Houard2023], showing all the experimental instruments and the mandated airspace closure area (no-fly zone)—background map by Swisstopo. Reproduced from [Produit2021]. CC BY 4.0.





**Figure A2.** (a) General layout of the implementation at Mount Säntis, Switzerland of the LLC experiment by Houard *et al* [Houard2023] (not to scale). (b) Schematic drawing of the sending telescope, the last optics before the free space propagation of the ultrafast laser. Reproduced from [Produit2021]. CC BY 4.0.

overdimensioned air conditioning and filtering so as to reach laboratory-like conditions.

Furthermore, the site is obviously subject to thunderstorms, and the associated heavy rain or snow, while due to its power the laser requires specific hardened mirror coatings, where contamination can lead to irreversible damage **and** cannot be transmitted through windows. The sensitive optics used to emit the laser into the atmosphere and align it onto the tower tip is therefore in open air and exposed to precipitation. It was therefore protected by two stacked 10' containers equipped with an oblique 2 m long tube preventing direct exposure of the telescope top-facing primary mirror to precipitation. This setup was complemented by a high-power ( $2700 \text{ m}^3 \text{ h}^{-1}$  air flow) fan blowing the remaining water off the optical path. Furthermore,

the surface of the mirror was permanently monitored during operation, so as to immediately stop the laser beam and clean the optical surfaces in case of contamination.

Finally, in order to ensure eye-safety during the laser operation, a temporary airspace closure (no-flight zone, figure A1) of 5 km radius was defined and activated upon expected laser operation, in coordination with the Swiss national air traffic control (Skyguide Swiss Air Navigation Services Ltd) and Zürich International Airport. This regulatory measure was complemented with automated detection of flying objects in the neighborhood via a receiver for ADS-B transponders directly connected to the laser interlock, visual monitoring of the airspace, and permanent contact with the air traffic control.

### Appendix B. Curated list of laser sources relevant for LLC purposes

**Table B1.** Curated list of laser sources relevant for LLC purposes, sorted by technology and publication date. Peak power and pulse duration are calculated similarly as in [Zuo2022]. The average power is obtained by multiplying the repetition rate with the pulse energy. Numbers refer to those of figure 11.

Nr	Name	Peak power	Pulse duration	Energy per pulse	Repetition rate	Average power	Technology	References
1	Teramobile	5 TW	70 fs	350 mJ	10 Hz	3.5 W	Ti:sapphire	[Wille2002]
2	ENSTAmobile	7 TW	50 fs	350 mJ	10 Hz	3.5 W	Ti:sapphire	[Brelet2012]
3	TRUMPF 1	108.8 GW	1.9 ps	220 mJ	1 kHz	220 W	Thin-disk	[Klingebl2015]
4	TRUMPF 2	7.3 GW	210 fs	2 mJ	100 kHz	200 W	Thin-disk	[Ueffing2016]
5	TRUMPF 3	41.23 GW	1.14 ps	50 mJ	10 kHz	500 W	Thin-disk	[Schultze2016]
6	Max Born Institute RTDA	127.5 GW	1.77 ps	240 mJ	100 Hz	24 W	Thin-disk	[Jung2016]
7	Max-Planck Institut für Quantenoptik RTDA	18.8 GW	1 ps	20 mJ	5 kHz	100 W	Thin-disk	[Fattahi2016]
8	TRUMPF 4	106.6 GW	970 fs	110 mJ	10 kHz	1.1 kW	Thin-disk	[Wandt2017]
9	TRUMPF 5	179.3 GW	1.08 ps	206 mJ	5 kHz	1.03 kW	Thin-disk	[Nubbemeyer2017]
10	LLR	689 GW	920 fs	720 mJ	1 kHz	720 W	Thin-disk	[Herkommer2020]
11	Colorado State University laser	332.65 GW	2.91 ps	1.1 J	1 kHz	1.1 kW	Thin-disk	[Wang2020a]
12	DiPOLE100 amplifier chain	10.5 GW	10 ns	105 J	10 Hz	1.05 kW	Slab	[Mason2017]
13	UK Central Laser Facility (CLF)	14.5 GW	10 ns	145 J	10 Hz	1.45 kW	Slab	[UKLaserRecord2021]
14	Vilnius University Laser Research Center OPCPA	5.5 TW	8.8 fs	53.8 mJ	1 kHz	53.8 W	OPCPA	[Budrūnas2017]
15	Max-Planck-Institut für Quantenoptik OPCPA	5 TW	6.9 fs	42 mJ	10 Hz	0.42 W	OPCPA	[Kessel2018]
16	Max Born Institute for Nonlinear Optics and Short Pulse Spectroscopy OPCPA	4.4 TW	8.3 fs	42 mJ	100 Hz	4.2 W	OPCPA	[Kretschmar2020]
17	SYLOS	4.8 TW	6.6 fs	32 mJ	1 kHz	32 W	OPCPA	[Toth2020, Csontos2023]

## Appendix C. Curated list of locations suitable for LLC experiments

### C.1. Instrumented towers dedicated to lightning research

**Table C1.** Curated list (in no particular order) of instrumented towers dedicated to lightning research which would be suitable for LLC experiments. Active sites by the time of writing have their name bolded.

Infrastructure name	Location (name, coordinates)	Geographical characteristics (altitude, elevation over neighborhood)	Lightning characteristics (spatial density, seasonality, polarity)	Existing equipment (laser facility, diagnostics, access)	Suitability for LLC integration
<b>Säntis tower</b>	47.24944° N, 9.34369° E, Säntis, Switzerland	124 m tall tower at the top of the Säntis mountain at an altitude of 2502 m above sea level (ASL) near Urnäsch, Switzerland	On average, about 100 flashes/year strike the tower annually [Romero2013, Rachidi2022]. About 90% of the flashes are negative and almost 100% of the flashes are of the upward type. Ground Flash Density in the region: about 3 flashes km <sup>-2</sup> yr <sup>-1</sup> [Manoochehrnia2008]	Multiple lightning measurement instruments located at different stations, as described in [Rachidi2022]. Ultrashort laser was installed in 2021 but is not there anymore	Already proven its suitability for LLC, see [Produit2021, Produit2021 a, Houard2023]. However, the laser facility was dismantled from the Säntis tower. But a new installation with permanence in sight could be planned. Access only via cable car
Monte San Salvatore tower	45.97673° N, 8.94621° E, Monte San Salvatore, Switzerland	70 m tall TV tower at the top of Mount San Salvatore at an altitude of 912 m ASL near Lugano, Switzerland	Ground flash density in the Lugano Lake region : 3.8 flashes km <sup>-2</sup> yr <sup>-1</sup> [Smorgonskiy2013]	No longer used for lightning research. The pioneering experimental characterization of lightning performed by the late Prof. Berger and co-workers was carried out here [Berger1967]	Easy access (road and funicular). Already proven its suitability for lightning studies but may be lacking shelter and power access for lasers
<b>Gaisberg tower</b>	47.805° N, 13.112° E, Mount Gaisberg, Salzburg, Austria	100 m tower located on the top of a 1287 m mountain (Mount Gaisberg) near Salzburg, Austria. The mountain top is approximately 800 m ASL above the city of Salzburg	The tower is struck by lightning about 60 times a year on average, with very large year-to-year variations. Almost 100% of the lightning to the Gaisberg tower is of the negative upward type. Ground flash density in the region of Salzburg: 3.8 flashes km <sup>-2</sup> yr <sup>-1</sup> [Smorgonskiy2013]	Multiple lightning diagnostics as described in [Diendorfer2009]	Very similar to the Säntis tower location in terms of lightning statistics. Hence LLC implementation can be envisioned. Has road access
Fukui chimney	36.2109° N, 136.1346° E, Mikuni-chō (三国町), Fukui (福井県) Prefecture, Japan	200 m high chimney of the Mikuni cooperative power station located at the Fukui (Mikuni) Thermal Power Station near Fukui, Japan	Experimental site selected to maximise the possibility of being hit by Japanese winter thunderstorms, which are prone for lightning [Miki2005]	Multiple lightning diagnostics as described in [Miki2005]	Close to Mikuni-chō and has easy road access easing logistics. This site was already used as an experimental site for lightning research [Miki2005], hence implementation of permanent LLC capabilities can be envisioned

(Continued.)



Table C1. (Continued.)

Mihama tower	35.62081° N, 135.90013° E Mihama-chō (美浜町), Fukui (福井県) Prefecture, Japan	Lightning tower on the top of a ~180 m hill near the coast of the Wakasa bay (若狭湾), Japan	Experimental site selected to maximize the possibility of being hit by Japanese winter thunderstorms, which are prone for lightning [Uchida1999]	Multiple lightning diagnostics as described in [Uchida1999] were installed but are now dismantled	Close to Mihama-chō and has easy road access easing logistics. This site was already used as an experimental site for [Uchida1999], hence implementation of permanent LLC capabilities can be envisioned
Peissenberg tower	47.80113° N, 11.02453° E, near Peißenberg, Bavaria, Germany	160 m tower on top of the Hoher Peißenberg ridge at about 950 m located near Munich, Germany	118 lightning strikes were recorded on the tower between 1992 and 1998. Nearly all lightning strikes to the tower are of negative polarity (negative charged cloud) [Fuchs1998]. Ground Flash Density in Southern Germany: 2.8 flashes km <sup>-2</sup> yr <sup>-1</sup> [Finke1996]	Multiple lightning diagnostics as described in [Fuchs1998]	Very similar to the Säntis tower location in terms of lightning statistics. Hence, implementation of permanent LLC capabilities can be envisioned. Has road access
Shenzhen Meteorological Gradient Tower (SZMGT)	Shí yán (石岩) Residential District, Bǎo'ān Qū (宝安区), north of Shēnzhèn (深圳), People's Republic of China	356 m tall tower for meteorological studies north of Shēnzhèn (深圳)	Total flash density : >15 flashes km <sup>-2</sup> yr <sup>-1</sup> [Qiu2015]	Lightning observation site located 440 m away from the tower base [Gao2020]	This location is already equipped for meteorological studies and already has some basic lightning observation capabilities. Hence, implementation of permanent LLC capabilities can be envisioned, subject to adding some lightning detection capabilities
Sentech Tower (Brixton tower)	26.19245° S, 28.00687° E, Johannesburg, South Africa	250 m tall tower in Johannesburg	Between 2009–2013, 66 flashes have been photographed attaching to the Brixton tower [Hunt2014] Ground Flash Density in Johannesburg: 11– 18 flashes km <sup>-2</sup> yr <sup>-1</sup> [Smit2023]	Multiple lightning diagnostics maintained by the Johannesburg Lightning Research Laboratory and described in [Hunt2014, Smit2023]	Implementation of permanent LLC capabilities can be envisioned as this tower is already used for lightning research purposes. This location has a road access
Morro do Cachimbo	20.000° S, 43.580° W, Belo Horizonte, Minas Gerais, Brazil	60 m tall tower, 1430 m ASL	Between 2010 and 2014, 61 flashes were recorded, including 9 upward flashes [Guimarães2014] Ground Flash Density in Brazil: 7 flashes km <sup>-2</sup> yr <sup>-1</sup> [Pinto2008]	Current measurements, high-speed camera [Visacro2004, Guimarães2014]	Implementation of permanent LLC capabilities can be envisioned as this tower is already used for lightning research purposes. This location has road access

(Continued.)

Table C1. (Continued.)

Infrastructure name	Location (name, coordinates)	Geographical characteristics (altitude, elevation over neighborhood)	Lightning characteristics (spatial density, seasonality, polarity)	Existing equipment (laser facility, diagnostics, access)	Suitability for LLC integration
<b>Eagle Nest</b>	42.321° N, 1.892° E, Catalonia, Spain	25 m tall tower, located, 2537 m ASL	Ground Flash Density in the region: 1.8 flashes km <sup>-2</sup> yr <sup>-1</sup> [Shindo2015]	Current, High speed camera, two high energy detectors, a E-field antenna and a VHF antenna [Montanyà2012]	Implementation of permanent LLC capabilities can be envisioned as this tower is already used for lightning research purposes. A cable car arrives very close to the site, which is also accessible by car except in snow conditions
<b>Tokyo Skytree</b>	35.71004° N, 139.8107° E, Tōkyō (東京), Kantō-chihō (関東地方), Japan	634 m tall freestanding broadcasting tower, 37 m ASL	35 flashes recorded in 2012 and 2013 (11 upward flashes) [Shindo2014] Ground Flash Density in Tokyo: 2 flashes km <sup>-2</sup> yr <sup>-1</sup> [Miki2012]	Lightning current, high-speed camera, electric fields [Miki2012]	Implementation of permanent LLC capabilities can be envisioned as this tower is already used for lightning research purposes. The dense city area location might complicate logistical ease and eye safety for LLC implementation
<b>CN Tower</b>	43.6426° N, 79.3871° W, Toronto, Ontario, Canada	553 m tall telecommunications tower, 76 m ASL	During the 1991 lightning season, the tower was hit with 72 flashes, 24 of which occurred within 100 min during the early morning of 7 July. [Hussein2004] Ground Flash Density in Toronto: 2 flashes km <sup>-2</sup> yr <sup>-1</sup> [Hussein2010]	Lightning current measurements at two different heights (509 m and 474 m), electromagnetic fields at different distances, two high-speed cameras [Hussein2004, Shindo2015]	Implementation of permanent LLC capabilities can be envisioned as this tower was already used for lightning research purposes. The dense city area location might complicate logistical ease and eye safety for LLC implementation
<b>Empire State Building</b>	40.7484° N, 73.9857° W, New York, New York State, United States of America	410 m tall building, 10 m ASL	Annual number of flashes to the structure: 22–6 [Shindo2015] Ground Flash Density in the region: 2.9 flashes km <sup>-2</sup> yr <sup>-1</sup> [Shindo2015]	Lightning current and photographic observations were obtained for more than a decade from 1935 to 1949 [Hagenguth1952]  Site of the first characterization of upward lightning [McEachron1939, McEachron1941, Hagenguth1952]	Implementation of permanent LLC capabilities can be envisioned as this tower was already used for lightning research purposes. The dense city area location might complicate logistical ease and eye safety for LLC implementation

(Continued.)

Table C1. (Continued.)

St. Crischona	47.571944° N, 7.687222° E Bettingen, Basel-Stadt, Switzerland	250 m tall communications tower on Mount St. Chrischona, 493 m ASL	Relatively low incidence: about 10 flashes per year [Manoochehrnia2008].  Ground Flash Density in the region: about 2 flashes km <sup>-2</sup> yr <sup>-1</sup> [Manoochehrnia2008]	Two current loop antennas at 248 and at 175 m, and an additional current probe at the top	Implementation of permanent LLC capabilities can be envisioned as both towers were used for lightning research purposes. Has road access but is situated in the middle of a village complicating an eye safe implementation.
Monte Sasso di Pale, Monte Orsa	Sasso di Pale, near Foligno, central Italy and Monte Orsa, near Varese, northern Italy	Two TV towers respectively at the top of Monte Sasso de Pale (980 ASL) and Monte Orsa (998 ASL)	Most of the flashes were of upward type [Garbagnati1974, Garbagnati1982] Ground Flash Density in northern Italy: about 4 flashes km <sup>-2</sup> yr <sup>-1</sup> [Bernardi2004]	Lightning current and photographic observations	Implementation of permanent LLC capabilities can be envisioned as both towers were already used for lightning research purposes. Monte Orsa has a road access reaching to the top.
Eriksson Tower	Pretoria, South Africa	60 m tall tower on a hill 80 m above surrounding terrain, 1400 m ASL	More than 50% of the measured flashes are downward negative. [Eriksson1978] Ground Flash Density in Pretoria: 7 flashes km <sup>-2</sup> yr <sup>-1</sup> [Eriksson1979]	Rogowski coil at the bottom of the tower	Implementation of permanent LLC capabilities can be envisioned as this tower was already used for lightning research purposes. The dense city area location might complicate logistical ease and eye safety for LLC implementation
Ostankino Tower	55.8197° N, 37.6117° E Moscow, Russia	540 m tall telecommunications tower in a flat region, 124 m ASL	A total of 90 upward flashes in a span of two years of observation. [Gorin1984] Annual number of flashes to the structure: 30 [Shindo2015]	Lightning current installed at three different locations (533 m, 272 m and 47 m. Two optical cameras were installed at 385 m and 550 m from the tower. [Gorin1975, Gorin1977, Gorin1984]	Implementation of permanent LLC capabilities can be envisioned as this tower was already used for lightning research purposes. The dense city area location might complicate logistical ease and eye safety for LLC implementation

(Continued.)

**Table C1.** (Continued.)

Infrastructure name	Location (name, coordinates)	Geographical characteristics (altitude, elevation over neighborhood)	Lightning characteristics (spatial density, seasonality, polarity)	Existing equipment (laser facility, diagnostics, access)	Suitability for LLC integration
Euskalmet Tower (M)	42.766° N, 2.538° W Basque Country, Spain.	50 m tall tower on top of the Kapildui Mountain, 1169 m ASL	Severe weather conditions are usual as described in [López2012]	The Euskalmet tower lightning initiation was monitored using the meteorological and lightning characteristics inferred from these data, as described in [López2012].	The tower is not directly instrumented for lightning research and some upgrades would be necessary to make it a proper lightning research station. Nevertheless, implementation of permanent LLC capabilities can be envisioned. Logistically complicated since there is no direct road access to the top.

### C.2. Launch pads instrumented for lightning research

**Table C2.** Curated list of launch pads for lightning triggering rockets and other sites which would be suitable for laser lightning rod technology (LLC) experiments. Active sites have their name bolded.

Infrastructure name	Location (name, coordinates)	Geographical characteristics (altitude, elevation over neighborhood)	Lightning characteristics (spatial density, seasonality, polarity)	Existing equipment (laser facility, diagnostics, access)	Suitability for LLC integration
<b>Langmuir laboratory</b>	South Baldy, New Mexico USA	133.5 km <sup>2</sup> (33 000 acres) wide research area (Langmuir Research Site) in the middle of the Cibola National Forest located at an elevation of 3240 m (10 630 ft) in the Magdalena Mountains near South Baldy, New Mexico USA	Ground flash density : up to 0.55 flashes km <sup>-2</sup> yr <sup>-1</sup> [Fosdick1995]	Multiple lightning diagnostics as balloons, rockets, Doppler radar, aircraft, lighting instruments and ground-based electric field mills [LangmuirWebsite].	Already proven its suitability for LLC see [Schubert1979, Kasparian2008]. No tower or specific lightning hotspot. Would require a mobile LLC facility like the Teramobile experiment [Kasparian2008].
Lightning Center for Lightning Research and Testing (ICLRT) of the University of Florida	Camp blandig near Starke, Florida, USA	Rocket-triggered lightning centre over mostly flat ground.	10–12 flashes km <sup>-2</sup> yr <sup>-1</sup> [Hodanish1997]	Fully equipped rocket triggering facility but facilities have been closed since 2017.	Studies of lightning triggering with rockets have been performed from 1994 on [Rakov2005] but the facility has been closed since 2017. Hence, LLC implementation can be envisioned. Has road access.

(Continued.)



Table C2. (Continued.)

St Privat d'Allier	St Privat d'Allier, France	Mounted 24 m tower over a flat region at 1100 m above sea level	Selected location fulfilling certain security criterions (at least 500 m from any dwelling or road or power and telephone lines) and situated on a plateau where the local keraunic level is high ( $> 30$ thunderstorm days/year)	Fully equipped rocket triggering facility described in [Fieux1978], closed in 1993.	This location already showed suitability for rocket-triggering capabilities and could be potentially interesting for LLC applications.
<b>VEGA and SOYUZ rocket launch pads</b>	5.23°N, 52.76°W, Centre spatial guyanais (CSG), northwest of Kourou, French Guiana, France	Rocket launch pad on flat ground with high buildings and infrastructure	Total lightning density: 3.3 flashes $\text{km}^{-2} \text{yr}^{-1}$ [VaisalaInteractiveMap]	Tested for lightning strikes, hence some lightning recognition capabilities [Bachelier2012, Issac2012].	Location might be interesting due to logistical ease but launch pad activities might hinder smooth LLC activities.
<b>Mobile Ultrafast High-Energy Laser Facility (MU-HELFL)</b>	Townes Institute Science and Technology Experimentation Facility (TISTEF), Merritt Island, Florida, USA		7–9 flashes $\text{km}^{-2} \text{yr}^{-1}$ [Roeder2017]. The region over the John F. Kennedy Space Center is well studied in terms of lightning characteristics see for instance [Fisher1993, Willett1999, Roeder2017]	Ultrashort laser dedicated for outdoor physics. Ultrashort laser dedicated to atmospheric laser propagation studies.	Various rocket-triggered lightning experiments have already been conducted at the John F. Kennedy Space Center [Fisher1993, Willett1999] meaning that lightning studies capabilities are already onsite. Moreover, the MU-HELFL facility [Thul2021, Richardson2020] could be adapted to host a LLC capable laser.
<b>GCOELD rocket-triggering facility also named Guangzhou Field Experiment Site for Lightning Research and Testing (GFESLRT)</b>	North of Cónghuà (从化), Guǎngzhōu (广州) province, People's Republic of China	Rocket triggering facility on flat ground	77 thunderstorm days per year on average in Guǎngzhōu (广州) province [Zhang2014]. Total lightning density: 34.4 flashes $\text{km}^{-2} \text{yr}^{-1}$ [VaisalaInteractiveMap].	Rocket-triggering capabilities [Zhang2014, Zhang2016, Qie2019, Wang2022] and many lightning research equipment.	Studies of lightning triggering with rockets have been performed here. Hence, a LLC implementation can be envisioned.
<b>SHATLE rocket-triggering facility</b>	37.7°N, 117.8°E, north of Bīnzhōu (滨州), Shandong (山东) province, People's Republic of China	Rocket triggering facility on flat ground	50 thunderstorm days per year on average near Bīnzhōu (滨州) [Qie2009]. Total lightning density: 11.7 flashes $\text{km}^{-2} \text{yr}^{-1}$ [VaisalaInteractiveMap].	Rocket-triggering capabilities [Qie2009, Qie2017, Qie2019] and many lightning research equipment.	Studies of lightning triggering with rockets have been performed here. Hence, a LLC implementation can be envisioned. Has road access.

(Continued.)

**Table C2.** (Continued.)

Infrastructure name	Location (name, coordinates)	Geographical characteristics (altitude, elevation over neighborhood)	Lightning characteristics (spatial density, seasonality, polarity)	Existing equipment (laser facility, diagnostics, access)	Suitability for LLC integration
Cachoeira Paulista test facility	22.683°S, 44.983°W, near Cachoeira Paulista, São Paulo, Brazil	625 m altitude. 120 m × 70 m flat area of a hilltop. This location inside the meteorological observation area of the Brazilian National Institute for Space Research (Instituto Nacional de Pesquisas Espaciais—INPE) near Cachoeira Paulista, São Paulo, Brazil	Keraunic level: 80 thunderstorm days/year [Saba2005] Total lightning density: 19.8 flashes km <sup>-2</sup> yr <sup>-1</sup> [VaisalaInteractiveMap].	Fully equipped rocket triggering facility described in [Saba2005] as well as various meteorological equipment on site.	Dedicated natural and triggered lightning test facility as described in [Saba2005]. Lightning triggering tests performed in 1998–2003. The area already hosts various meteorological measuring equipment. Hence, a LLC implementation can be envisioned.

### C.3. Lightning hotspots on Earth

**Table C3.** Curated list lightning hotspot promising for LLC, ordered by descending total lightning density.

Location (name, coordinates)	Lightning characteristics	Accessibility	Suitability for LLC integration
Relámpago del Catatumbo (9.75° N, 71.65° W)	First lightning hotspot on Earth. Total lightning density of 232.52 flashes km <sup>-2</sup> yr <sup>-1</sup> [Albrecht2016].	This lightning hotspot region is easily accessible due to its proximity to the second-largest city in Venezuela, Maracaibo. The central part of the hotspot however is situated approximately in the center of the lake of Maracaibo, potentially augmenting the logistical burden of experimentation.	Due to the predictable nature of the <i>Relámpago del Catatumbo</i> phenomenon [Nelson2003, Muñoz2016], it could be an interesting location for mobile LLC. The proximity of the La Chinita International Airport ensures good quality weather forecasts as well as natural candidate location for LLC operationalization experiments, tailored e.g. to diminish operational shutdown of the international airport due to lightning, as suggested by [Arnold2023] and described later in section 6.2. Moreover, the proximity of various scientific universities (like for instance University of Zulia ( <a href="http://www.luz.edu.ve">www.luz.edu.ve</a> ) in Maracaibo or Universidad de Los Andes ( <a href="http://www.ula.ve/">www.ula.ve/</a> ) in Merida) could play a key role to coordinate all the actors and drive the scientific relevancy of these proposed deployed LLC experiments.

(Continued.)

Table C3. (Continued.)

Kabare (1.85° S, 27.75° E)	Second lightning hotspot on Earth. Total lightning density of 205.31 flashes km <sup>-2</sup> yr <sup>-1</sup> [Albrecht2016].	Situated ~150 km north-west of the city of Bukavu, Sud-Kivu, Democratic Republic of Congo (DRC) with no direct road access.	The proximity of the city of Bukavu, Sud-Kivu, Democratic Republic of Congo (DRC) could serve as a logistical centrepoint. Moreover, this city is also situated ~150 km from the third lightning hotspot on Earth (Kampene) and hence Bukavu could become an interesting lightning research convergence point. For instance, there is recent interest in the literature investigating more in depth lightning activities in this region [KaserekaKigotsi2018, KaserekaKigotsi2022, Emmanuel2022]. At time of article writing though, a conflict in neighbouring North Kivu (Nord-Kivu) province could, in the short-term, constrain the accessibility of the region.
Kampene (3.05° S, 27.65° E)	Third lightning hotspot on Earth. Total lightning density of 176.71 flashes km <sup>-2</sup> yr <sup>-1</sup> [Albrecht2016].	Situated ~150 km away from the city of Bukavu, Sud-Kivu, Democratic Republic of Congo (DRC) with no direct road access.	The proximity of the city of Bukavu, Sud-Kivu, Democratic Republic of Congo (DRC) could serve as a logistical centrepoint. Moreover, this city is also situated ~150 km from the second lightning hotspot on Earth (Kabare) and hence Bukavu could become an interesting lightning research convergence point. For instance, there is recent interest in the literature investigating more in depth lightning activities in this region [Emmanuel2022, KaserekaKigotsi2018, KaserekaKigotsi2022]. At time of article writing though, a conflict in neighbouring North Kivu (Nord-Kivu) province could, in the short-term, constrain the accessibility of the region.
Cáceres(7.55° N, 75.35° W)	Fourth lightning hotspot on Earth. Total lightning density of 172.29 flashes km <sup>-2</sup> yr <sup>-1</sup> [Albrecht2016].	Situated ~150 km away from Medellín, Antioquia, Colombia, which is the second-largest city in Colombia and only ~3 km away from the city of Cáceres, Antioquia, Colombia.	The proximity of the city of Cáceres, Antioquia, Colombia (30 000 inhabitants) makes this lightning hotspot very interesting for a LLC implementation. Indeed, the proximity ensures logistical ease and since the region is not very dense this could also help for an eye-safe implementation.

(Continued.)

Table C3. (Continued.)

Location (name, coordinates)	Lightning characteristics	Accessibility	Suitability for LLC integration
Singapore(1.36° N, 103.78° E)	Total lightning density of 127.6 flashes km <sup>-2</sup> yr <sup>-1</sup> [VaisalaInteractiveMap]	Situated in the city-state of Singapore.	Singapore is a good candidate for LLC since an unpublished LLC experiment has been conducted by one of the authors (Houard) in 2011 [Houard2011]. This location was selected due to its high lightning activity as well as proximity to a big city infrastructure. Moreover, the exact location chosen ensured an eye-safe operation despite the dense area around. The proximity of Singapore Changi Airport ensures good quality weather forecasts as well as natural candidate location for LLC operationalization experiments, tailored e.g. to diminish operational shutdown of the international airport due to lightning, as suggested by [Arnold2023] and described later in section 6.2. Moreover, the proximity of various scientific universities (like for instance National University of Singapore ( <a href="https://nus.edu.sg/">https://nus.edu.sg/</a> ) or Nanyang Technological University ( <a href="http://www.ntu.edu.sg/">www.ntu.edu.sg/</a> ) could play a key role to coordinate all the actors and drive the scientific relevancy of these proposed deployed LLC experiments.
Rodas(22.35° N, 80.65° W)	Total lightning density of 98.22 flashes km <sup>-2</sup> yr <sup>-1</sup> [Albrecht2016].	Situated ~30 km from Cienfuegos, provincia de Cienfuegos, Cuba,	This is situated at ~30 km from Cienfuegos, provincia de Cienfuegos, Cuba, which might be of interest for LLC. Indeed, Cienfuegos is a relatively big city (180 000 inhabitants) and possesses good infrastructure and at the same time the area around is not very densely populated, which would allow for an eye-safe LLC implementation. Moreover the proximity of an international airport, the Aeropuerto Internacional Jaime González ensures good quality weather forecasts as well as natural candidate location for LLC operationalization experiments, tailored e.g. to diminish operational shutdown of the international airport due to lightning, as suggested by [Arnold2023] and described later in section 6.2.

(Continued.)



Table C3. (Continued.)

Kuala Lumpur(3.15° N, 101.65° E)	Total lightning density of 93.96 flashes km <sup>-2</sup> yr <sup>-1</sup> [Albrecht2016].	Situated just 5 km from the capital city of Malaysia, logistical accessibility is ensured. Nevertheless, the dense city area location might complicate eye safety for LLC implementation.	We expect this hotspot to be highly interesting for LLC. Indeed, it is reported that more than 70% of power outages are due to lightning in Malaysia [Leal2021]. Hence, there is a great interest in this region to mitigate lightning induced damages. The proximity of Kuala Lumpur International Airport ensures good quality weather forecasts as well as natural candidate location for LLC operationalization experiments, tailored e.g. to diminish operational shutdown of the international airport due to lightning, as suggested by [Arnold2023] and described later in section 6.2. Moreover, the Centre for Electromagnetic and Lightning Protection Research (CELP) at the nearby University of Putra Malaysia could play a key role to coordinate all the actors and drive the scientific relevance of these proposed deployed LLC experiments.
Derby(15.35° S, 125.35° E)	Total lightning density of 92.15 flashes km <sup>-2</sup> yr <sup>-1</sup> [Albrecht2016].	Situated at ~300 km from Derby, Western Australia, Australia	The Kimberley region of Western Australia, especially the area west of Kununurra and east of Derby is host to most of Oceania's lightning hotspots. Since the region is sparsely inhabited it could be interesting in terms of eye safety but challenging in terms of logistics for an LLC implementation.

## ORCID iDs

Thomas Produit  <https://orcid.org/0000-0002-9474-3555>  
 Jérôme Kasparian  <https://orcid.org/0000-0003-2398-3882>  
 Aurélien Houard  <https://orcid.org/0000-0002-2072-6680>  
 Jean-Pierre Wolf  <https://orcid.org/0000-0003-3729-958X>

## References

- [Ackermann2004] Ackermann R *et al* 2004 Triggering and guiding of megavolt discharges by laser-induced filaments under rain conditions *Appl. Phys. Lett.* **85** 5781
- [Ackermann2006] Ackermann R *et al* 2006 Influence of negative leader propagation on the triggering and guiding of high voltage discharges by laser filaments *Appl. Phys. B* **82** 561
- [Ahmad2018] Ahmad N I, Ab-Kadir M Z A, Izadi M, Azis N, Radzi M A M, Zaini N H and Nasir M S M 2018 Lightning protection on photovoltaic systems: a review on current and recommended practices *Renew. Sustain. Energy Rev.* **82** 1611
- [Albrecht2016] Albrecht R I, Goodman S J, Buechler D E, Blakeslee R J and Christian H J 2016 Where are the lightning hotspots on Earth? *Bull. Am. Meteorol. Soc.* **97** 2051
- [Amoruso2002] Amoruso V and Lattarulo F 2002 Thundercloud pre-stroke electrostatic modeling *J. Electrostat.* **56** 255
- [Andral2022] Andral U *et al* 2022 Second and third harmonic generation from simultaneous high peak- and high average-power thin disk laser *Appl. Phys. B* **128** 177
- [Apollonov2002] Apollonov V V, Vasilyak L M, Kazantsev S Y, Kononov I G, Polyakov D N, Saifulin A V and Firsov K N 2002 Electric-discharge guiding by a continuous spark by focusing CO<sub>2</sub>-laser radiation with a conic mirror *Quantum Electron.* **32** 115
- [Arantchouk2016] Arantchouk L, Honnorat B, Thouin E, Point G, Mysyrowicz A and Houard A 2016 Prolongation of the lifetime of guided discharges triggered in atmospheric air by femtosecond laser filaments up to 130 μs *Appl. Phys. Lett.* **108** 173501
- [Arnold2023] Arnold C L, Saraceno C J and de Barros M T C 2023 Lightning protection by laser *Nat. Photon.* **17** 211
- [Askaryan1962] Askar'yan G A 1962 Cerenkov radiation and transition radiation from electromagnetic waves *Sov. Phys. - JETP* **15** 943
- [Ávila2011] Ávila E E, Bürgesser R E, Castellano N E, Pereyra R G and Saunders C P R 2011 Charge separation in low-temperature ice cloud regions *J. Geophys. Res. Atmos.* **116** D14
- [Bachelier2012] Bachelier E *et al* 2012 Lightning protection of SOYUZ and VEGA launching pads 2012 *Int. Conf. on Lightning Protection (ICLP)* pp 1–6
- [Ball1974] Ball L M 1974 The laser lightning rod system: thunderstorm domestication *Appl. Opt.* **13** 2292
- [Ball1977] Ball L M 1977 Laser lightning rod system *US Patent* US4017767A
- [Bazelyan2000] Bazelyan E M and Raizer Y P 2000 The mechanism of lightning attraction and the problem of lightning initiation by laser *Phys.-Usp.* **43** 701
- [Beccera2007] Beccera M and Cooray V 2007 The early streamer emission principle does not work under natural lightning *Proc. 9th Int. Symp. on Lightning Protection (Foz do Iguaçu, Brazil, 26–30 November 2007)*
- [Beccera2008] Beccera M and Cooray V 2008 Laboratory experiments cannot be utilized to justify the action of early streamer emission terminals *J. Phys. D: Appl. Phys.* **41** 085204

- [Berger1967] Berger K 1967 Novel observations on lightning discharges: results of research on Mount San Salvatore *J. Franklin Inst.* **283** 478
- [Bergé2007] Bergé L, Skupin S, Nuter R, Kasparian J and Wolf J-P 2007 Ultrashort filaments of light in weakly ionized, optically transparent media *Rep. Prog. Phys.* **70** 1633
- [Bernardi2004] Bernardi M and Ferrari D 2004 Evaluation of the LLS efficiency effects on the ground flash density, using the Italian lightning detection system SIRF *J. Electrostat.* **60** 131
- [Bloom2008] Bloom K 2008 Lightning detection in support of airport authority decision making *Aerodrome Meteorological Observation and Forecast (AMOFSG) 7th Meeting, AMOFSG/7-SN No. 17*
- [Bodrov2013] Bodrov S, Aleksandrov N, Tsarev M, Murzanev A, Kochetov I and Stepanov A 2013 Effect of an electric field on air filament decay at the trail of an intense femtosecond laser pulse *Phys. Rev. E* **87** 053101
- [Boccippio2000] Boccippio D J, Goodman S J and Heckman S 2000 Regional differences in tropical lightning distributions *J. Appl. Meteorol. Climatol.* **39** 2231
- [Bondiou1994] Bondiou A and Gallimberti I 1994 Theoretical modeling of the development of the positive spark in long gaps *J. Phys. D: Appl. Phys.* **27** 1252
- [Bourayou2005] Bourayou R *et al* 2005 White-light filaments for multiparameter analysis of cloud microphysics *J. Opt. Soc. Am. B* **22** 369
- [Boyd2020] Boyd R W 2020 *Nonlinear Optics* 4th edn (Elsevier Science)
- [Braesselbach1997] Braesselbach H *et al* 1997 Side-pumped Yb:YAG rod laser performance *OSA Technical Digest* vol 11 (Optica Publishing Group) p CPD34
- [Braun1995] Braun A, Korn G, Liu X, Du D, Squier J and Mourou G 1995 Self-channeling of high-peak-power femtosecond laser pulses in air *Opt. Lett.* **20** 73
- [Brelet2012] Brelet Y, Houard A, Arantchouk L, Forestier B, Liu Y, Prade B, Carbonnel J, André Y-B and Mysyrowicz A 2012 Tesla coil discharges guided by femtosecond laser filaments in air *Appl. Phys. Lett.* **100** 181112
- [Brunt2000] Van Brunt R J, Nelson T L and Stricklett K L 2000 Early streamer emission lightning protection systems: an overview *IEEE Electr. Insul. Mag.* **16** 5
- [Budriūnas2017] Budriūnas R, Stanislauskas T, Adamonis J, Aleknavičius A, Veitas G, Gadonas D, Balickas S, Michailovas A and Varanavičius A 2017 53 W average power CEP-stabilized OPCPA system delivering 5.5 TW few cycle pulses at 1 kHz repetition rate *Opt. Express* **25** 5797
- [Burger2018] Burger M, Skrodzki P J, Nees J and Jovanovic I 2018 Electrical conductance of near-infrared femtosecond air filaments in the multi-filament regime *Opt. Lett.* **43** 5520
- [Canadell2021] Canadell J G, Meyer C P, Cook G D, Dowdy A, Briggs P R, Knauer J, Pepler A and Haverd V 2021 Multi-decadal increase of forest burned area in Australia is linked to climate change *Nat. Commun.* **12** 6921
- [Chalmers1999] Chalmers I D, Evans J C and Siew W H 1999 Considerations for the assessment of early streamer emission lightning protection *IEE Proc. A* **146** 57
- [Chang2017] Chang X, Yuan P, Cen J and Wang X 2017 Variation of the channel temperature in the transmission of lightning leader *J. Atmos. Sol.-Terr. Phys.* **159** 41
- [Cheng2013] Cheng Y-H, Wahlstrand J K, Jhaji N and Milchberg H M 2013 The effect of long timescale gas dynamics on femtosecond filamentation *Opt. Express* **21** 4740
- [Cherington2001] Cherington M 2001 Lightning injuries in sports: situations to avoid *Sports Med.* **31** 301
- [Chiao1964] Chiao R Y, Garmire E and Townes C H 1964 Self-trapping of optical beams *Phys. Rev. Lett.* **13** 479
- [Chowdhuri2001] Chowdhuri P 2001 Parameters of lightning strokes and their effects on power systems 2001 *IEEE/PES Transmission and Distribution Conf. and Exposition. Developing New Perspectives (Cat. No.01CH37294)* p 1047
- [Clerici2015] Clerici M *et al* 2015 Laser-assisted guiding of electric discharges around objects *Sci. Adv.* **1** e1400111
- [Comtois2000] Comtois D *et al* 2000 Triggering and guiding leader discharges using a plasma channel created by an ultrashort laser pulse *Appl. Phys. Lett.* **76** 819
- [Comtois2003a] Comtois D *et al* 2003a Triggering and guiding of an upward positive leader from a ground rod with an ultrashort laser pulse. I. Experimental results *IEEE Trans. Plasma Sci.* **31** 377
- [Comtois2003b] Comtois D *et al* 2003b Triggering and guiding of an upward positive leader from a ground rod with an ultrashort laser pulse. II. Modeling *IEEE Trans. Plasma Sci.* **31** 387
- [ConsommationSuisse2021] Consommation électrique d'un ménage 2021 (available at: <https://pubdb.bfe.admin.ch/fr/publication/download/10559>) (Accessed 08 February 2024)
- [Cooray2015] Cooray V 2015 Basic physics of electrical discharges *An Introduction to Lightning* (Springer)
- [Couairon2002] Couairon A and Bergé L 2002 Light filaments in air for ultraviolet and infrared wavelengths *Phys. Rev. Lett.* **88** 135003
- [Couairon2007] Couairon A and Mysyrowicz A 2007 Femtosecond filamentation in transparent media *Phys. Rep.* **441** 47
- [Courvoisier2003] Courvoisier F, Boutou V, Kasparian J, Salmon E, Méjean G, Yu J and Wolf J-P 2003 Ultraintense light filaments transmitted through clouds *Appl. Phys. Lett.* **83** 213
- [Csontos2023] Csontos J *et al* 2023 Recent progress of ELI-ALPS SYLOS systems *Laser Congress 2023 (ASSL, LAC) (Technical Digest Series)* (Optica Publishing Group) p AW5A.2
- [Daigle2013] Daigle J-F, Théberge F, Lassonde P, Kieffer J-C, Fujii T, Fortin J, Châteauneuf M and Dubois J 2013 Dynamics of laser-guided alternating current high voltage discharges *Appl. Phys. Lett.* **103** 184101
- [DaSilva2013] da Silva C L and Pasko V P 2013 Dynamics of streamer-to-leader transition at reduced air densities and its implications for propagation of lightning leaders and gigantic jets *J. Geophys. Res.* **118** 13561
- [DataReportal] Kemp S 2023 *Digital 2023: Global Overview Report* DataReportal (available at: <https://datareportal.com/reports/digital-2023-global-overview-report>)
- [Dehne2024] Dehne K, Higginson A, Wang Y, Tomasel F, Capeluto M G, Shlyaptsev V N and Rocca J J 2024 Picosecond laser filament-guided electrical discharges in air at 1 kHz repetition rate *Opt. Express* **32** 16164
- [DeLaCruz2015] de la Cruz L, Schubert E, Mongin D, Klingebiel S, Schultze M, Metzger T, Michel K, Kasparian J and Wolf J-P 2016 High repetition rate ultrashort laser cuts a path through fog *Appl. Phys. Lett.* **109** 251105
- [Diendorfer2009] Diendorfer G, Pichler H and Mair M 2009 Some parameters of negative upward-initiated lightning to the Gaisberg tower (2000–2007) *IEEE Trans. Electromagn. Compat.* **51** 443
- [Diels1992] Diels J-C *et al* 1992 Discharge of lightning with ultrashort laser pulses *US Patent* US5175664A
- [Diels1997] Diels J-C, Bernstein R, Stahlkopf K E and Zhao X M 1997 Lightning control with lasers *Sci. Am.* **277** 50
- [Durand2013] Durand M *et al* 2013 Kilometer range filamentation *Opt. Express* **21** 26836
- [Drs2023] Drs J, Fischer J, Modsching N, Labaye F, Müller M, Wittwer V J and Südmeyer T 2023 A decade of

- Sub-100-fs thin-disk laser oscillators *Laser Photonics Rev.* **17** 2200258
- [Dwyer2005] Dwyer J R 2005 The initiation of lightning by runaway air breakdown *Geophys. Res. Lett.* **32** L20808
- [Dwyer2014] Dwyer J R and Uman M A 2014 The physics of lightning *Phys. Rep.* **534** 147
- [Emmanuel2022] Emmanuel N K *et al* 2022 Study of the correlation between lightning activity and convective rain over Equatorial Africa *36th Int. Conf. on Lightning Protection (ICLP) (Cape Town, South Africa)* p 354
- [Eriksson1978] Eriksson A J 1978 Lightning and tall structures *Transactions of the South African Institute of Electrical Engineers (South African Institute Of Electrical Engineers)* pp 238–52
- [Eriksson1979] Eriksson A J 1979 The lightning ground flash: an engineering study *PhD Thesis (University of Natal)*
- [Eto2012] Eto S, Zhidkov A, Oishi Y, Miki M and Fujii T 2012 Quenching electron runaway in positive high-voltage-impulse discharges in air by laser filaments *Opt. Lett.* **37** 1130
- [FAAReport2023] Federal Aviation Administration 2023 *Air Traffic By the Numbers Air traffic by the numbers*
- [Fattahi2016] Fattahi H, Alismail A, Wang H, Brons J, Pronin O, Buberl T, Vámos L, Arisholm G, Azzeer A M and Krausz F 2016 High-power, 1-ps, all-Yb:YAG thin-disk regenerative amplifier *Opt. Lett.* **41** 1126
- [Finke1996] Finke U and Hauf T 1996 The characteristics of lightning occurrence in Southern Germany *Beitr. Phys. Atmosph.* **69** 361
- [Finney2018] Finney D L, Doherty R M, Wild O, Stevenson D S, MacKenzie I A and Blyth A M 2018 A projected decrease in lightning under climate change *Nat. Clim. Change* **8** 210
- [Forestier2012] Forestier B *et al* 2012 Triggering, guiding and deviation of long air spark discharges with femtosecond laser filament *AIP Adv.* **2** 012151
- [Fosdick1995] Fosdick E K and Watson A I 1995 Cloud-to-ground lightning patterns in New Mexico during the summer *Natl Weather Dig.* **19** 17
- [Fieux1975] Fieux R, Gary C and Hubert P 1975 Artificially triggered lightning above land *Nature* **257** 212
- [Fieux1978] Fieux R P, Gary C H, Hutzler B P, Eybert-Berard A R, Hubert P L, Meesters A C, Perroud P H, Hamelin J H and Person J M 1978 Research on artificially triggered lightning in France *IEEE Trans. Power Appar. Syst.* **3** 725
- [Fischer2021] Fischer J, Drs J, Modsching N, Labaye F, Wittwer V J and Südmeyer T 2021 Efficient 100-MW, 100-W, 50-fs-class Yb:YAG thin-disk laser oscillator *Opt. Express* **29** 42075
- [Fisher1993] Fisher R J, Schnetzer G H, Thottappillil R, Rakov V A, Uman M A and Goldberg J D 1993 Parameters of triggered-lightning flashes in Florida and Alabama *J. Geophys. Res.: Atmos.* **98** 22887
- [Franklin1752] Franklin 1752 The kite experiment, 19 October 1752 founders online (National Archives)
- [Franz1990] Franz R C, Nemzek R J and Winckler J R 1990 Television image of a large upward electrical discharge above a thunderstorm system *Science* **249** 48
- [Fu2024a] Fu S, Mysyrowicz A, Arantchouk L, Lozano M and Houard A 2024 Extending femtosecond laser superfilamentation in air with a multifocal phase mask *Appl. Phys. Lett.* **125** 011103
- [Fu2024b] Fu S, Arantchouk L, Lozano M, Mysyrowicz A, Couairon A and Houard A 2024 Laguerre–Gaussian laser filamentation for the control of electric discharges in air *Opt. Lett.* **49** 3540
- [Fuchs1998] Fuchs F, Landers E U, Schmid R and Wiesinger J 1998 Lightning current and magnetic field parameters caused by lightning strikes to tall structures relating to interference of electronic systems *IEEE Trans. Electromagn. Compat.* **40** 444
- [Fujii2008] Fujii T, Miki M, Goto N, Zhidkov A, Fukuchi T, Oishi Y and Nemoto K 2008 Leader effects on femtosecond-laser-filament-triggered discharges *Phys. Plasmas* **15** 013107
- [Gallimberti1979] Gallimberti I 1979 The mechanism of the long spark formation *J. Phys. Colloq.* **40** C7–193
- [Gao2020] Gao Y, Chen M, Qin Z, Qiu Z, Yang Y, Du Y-P, Wang S and Zhang G 2020 The spatial evolution of upward positive stepped leaders initiated from a 356-m-tall tower in Southern China *J. Geophys. Res.: Atmos.* **125** e2019JD031508
- [Garbagnati1974] Garbagnati E *et al* 1974 Survey of the characteristics of lightning stroke currents in Italy—results obtained in the years from 1970 to 1973 *ENEL Report R5/63-27*
- [Garbagnati1982] Garbagnati E *et al* 1982 Results of 10 years investigation in Italy *Proc. Int. Aerospace Conf. on Lightning and Static Electricity (Oxford, UK)* P A1
- [Geints2014a] Geints Y E and Zemlyanov A A 2014 Model of optical nonlinearity of air in the mid-IR wavelength range *Quantum Electron.* **44** 815
- [Geints2014b] Geints Y E and Zemlyanov A A 2014 Single and multiple filamentation of multi-terawatt CO<sub>2</sub>-laser pulses in air: numerical simulations *J. Opt. Soc. Am. B* **31** 788
- [Geints2022] Geints Y E *et al* 2022 Nonlinear propagation and filamentation on 100 meter air path of femtosecond beam partitioned by Wire Mesh *Sensors* **22** 6322
- [Giesen1994] Giesen A, Hügel H, Voss A, Wittig K, Brauch U and Opower H 1994 Scalable concept for diode-pumped high-power solid-state lasers *Appl. Phys. B* **58** 365
- [Goffin2022] Goffin A, Griff-mcmahon J, Larkin I and Milchberg H M 2022 Atmospheric aerosol clearing by femtosecond filaments *Phys. Rev. Appl.* **18** 014017
- [Goffin2023] Goffin A, Larkin I, Tartaro A, Schweinsberg A, Valenzuela A, Rosenthal E and Milchberg H 2023 Optical guiding in 50-meter-scale air waveguides *Phys. Rev. X* **13** 011006
- [Goffin2024] Goffin A 2024 Dynamics and applications of long-distance laser filamentation in air *PhD Thesis (University of Maryland)*
- [Gordon2003] Gordon D F, Ting A, Hubbard R F, Briscoe E, Manka C, Slinker S P, Baronavski A P, Ladouceur H D, Grounds P W and Girardi P G 2003 Streamerless guided electric discharges triggered by femtosecond laser filaments *Phys. Plasmas* **10** 4530
- [Gorin1975] Gorin B N *et al* 1975 Results of studies of lightning strikes to the Ostankino TV tower *Trudy ENIN* **43** 63
- [Gorin1977] Gorin B N *et al* 1977 Lightning strikes to the Ostankino tower *Elektrichestvo* **8** 19
- [Gorin1984] Gorin B N and Shkilev A V 1984 Measurements of lightning currents at the Ostankino tower *Elektrichestvo* **8** 64
- [Gowlett2016] Gowlett J A J 2016 The discovery of fire by humans: a long and convoluted process *Phil. Trans. R. Soc. B* **371** 20150164
- [Greig1978] Greig J R, Koopman D W, Fernsler R F, Pechacek R E, Vitkovitsky I M and Ali A W 1978 Electrical discharges guided by pulsed CO<sub>2</sub>-laser radiation *Phys. Rev. Lett.* **41** 174
- [Guimarães2014] Guimarães M *et al* 2014 Lightning measurements at Morro do Cachimbo station: new results 2014 *Int. Conf. on Lightning Protection (ICLP) (Shanghai, China)* p 1695
- [Gurevich1992] Gurevich A V, Milikh G M and Roussel-Dupre R 1992 Runaway electron mechanism of air breakdown and preconditioning during a thunderstorm *Phys. Lett. A* **165** 463



- [Gurevich2005] Gurevich A V and Zybin K P 2005 Runaway breakdown and the mysteries of lightning *Phys. Today* **58** 37
- [Gurnett2017] Gurnett D A and Bhattacharjee A 2017 *Introduction to Plasma Physics: With Space, Laboratory and Astrophysical Applications* 2nd edn (Cambridge University Press)
- [Haberlie2022] Haberlie A M, Ashley W S, Battisto C M and Gensini V A 2022 Thunderstorm activity under intermediate and extreme climate change scenarios *Geophys. Res. Lett.* **49** e2022GL098779
- [Hagenguth1952] Hagenguth J H and Anderson J G 1952 Lightning to the empire state building—part III *Trans. Am. Inst. Electr. Eng.* **71** 641
- [Henin2009] Henin S, Petit Y, Kiselev D, Kasparian J and Wolf J-P 2009 Contribution of water droplets to charge release by laser filaments in air *Appl. Phys. Lett.* **95** 091107
- [Henin2011] Henin S *et al* 2011 Field measurements suggest mechanism of laser-assisted water condensation *Nat. Commun.* **2** 456
- [Henriksson2012] Henriksson M, Daigle J-F, Théberge F, Châteauneuf M and Dubois J 2012 Laser guiding of Tesla coil high voltage discharges *Opt. Express* **20** 12721
- [Hercher1964] Hercher M 1964 Laser-induced damage in transparent media *J. Opt. Soc. Am.* **54** 563
- [Herkommer2020] Herkommer C *et al* 2020 Ultrafast thin-disk multipass amplifier with 720 mJ operating at kilohertz repetition rate for applications in atmospheric research *Opt. Express* **28** 30164
- [Higginson2021] Higginson A, Wang Y, Chi H, Goffin A, Larkin I, Milchberg H M and Rocca J J 2021 Wake dynamics of air filaments generated by high-energy picosecond laser pulses at 1 kHz repetition rate *Opt. Lett.* **46** 5449
- [Hodanish1997] Hodanish S, Sharp D, Collins W, Paxton C and Orville R E 1997 A 10-yr monthly lightning climatology of Florida: 1986–95 *Weather Forecast.* **12** 439
- [Holle2008] Holle R L 2008 Annual rates of lightning fatalities by country *20th Int. Lightning Detection Conf.* p 2425
- [Holle2014] Holle R L 2014 Some aspects of global lightning impacts 2014 *Int. Conf. on Lightning Protection (ICLP)* p 1390
- [Holle2016] Holle R L 2016 The number of documented global lightning fatalities 24th *Int. Lightning Detection Conf. (ILDC 2016)*
- [Holle2023] Holle R L and Zhang D 2023 Human impacts, damages, and benefits from lightning in Arizona *Flashes of Brilliance: The Science and Wonder of Arizona Lightning* (Springer) p 97
- [Horváth2007] Horváth Á *et al* 2007 The constitution day storm in budapest: case study of the August 20, 2006 severe storm *Időjárás/Q. J. Hung. Meteorol. Serv.* **111** 41
- [Houard2011] Houard A 2011 personal communication to Thomas Produit 30 November 2022
- [Houard2016] Houard A, Jukna V, Point G, André Y-B, Klingebiel S, Schultze M, Michel K, Metzger T and Mysyrowicz A 2016 Study of filamentation with a high power high repetition rate ps laser at 1.03  $\mu\text{m}$  *Opt. Express* **24** 7437
- [Houard2023] Houard A *et al* 2023 Laser-guided lightning *Nat. Photon.* **17** 231
- [Hubert1984] Hubert P 1984 Triggered lightning in France and New Mexico *Endeavour* **8** 85
- [Hunt2014] Hunt H G P *et al* 2014 Evaluation of the South African lightning detection network using photographed tall tower lightning events from 2009–2013 2014 *Int. Conf. on Lightning Protection (ICLP)* p 1746
- [Hussein2004] Hussein A M, Janischewskyj W, Milewski M, Shostak V, Chisholm W and Chang J S 2004 Current waveform parameters of CN tower lightning return strokes *J. Electrostat.* **60** 149
- [Hussein2010] Hussein A M *et al* 2010 Influence of the CN Tower on the lightning environment in its vicinity *Proc. Int. Lightning Detection Conf. (ILDC)* p 1
- [IECWindTurbines2019] IEC 61400–24:2019 2019 Wind turbine generator systems—part 24: lightning protection (International Electrotechnical Commission (IEC))
- [Ionin2012] Ionin A A, Kudryashov S I, Levchenko A O, Seleznev L V, Shutov A V, Sinityn D V, Smetanin I V, Ustinovsky N N and Zvorykin V D 2012 Triggering and guiding electric discharge by a train of ultraviolet picosecond pulses combined with a long ultraviolet pulse *Appl. Phys. Lett.* **100** 104105
- [Isaacs2022] Isaacs J, Hafizi B, Johnson L A, Rosenthal E W, Mrini L and Peñano J 2022 Modeling the propagation of a high-average-power train of ultrashort laser pulses *Opt. Express* **30** 22306
- [Issac2012] Issac F *et al* 2012 Space launching site protection against lightning hazards *Aerosp. Lab* **5** 1 (available at: <https://hal.science/hal-01184421/>)
- [Jain2022] Jain N 2022 Integrating sustainability into scientific research *Nat. Rev. Methods Primers* **2** 35
- [Javan1966] Javan A and Kelley P L 1966 6A5—possibility of self-focusing due to intensity dependent anomalous dispersion *IEEE J. Quantum Electron.* **2** 470
- [Jayaratne1993] Jayaratne E R 1993 Temperature gradients in ice as a charge generation process in thunderstorms *Atmos. Res.* **29** 247
- [Jean-Jean1988] Jean-Jean B, Freysz E, Ducasse A and Pouligny B 1988 Thermodiffusive and electrostrictive optical nonlinearities in critical microemulsions *Europhys. Lett.* **7** 219
- [Jhajj2013] Jhajj N, Cheng Y-H, Wahlstrand J K and Milchberg H M 2013 Optical beam dynamics in a gas repetitively heated by femtosecond filaments *Opt. Express* **21** 28980
- [Jhajj2014] Jhajj N, Rosenthal E, Birnbaum R, Wahlstrand J and Milchberg H 2014 Demonstration of long-lived high-power optical waveguides in air *Phys. Rev. X* **4** 011027
- [Jones2022] Jones M W *et al* 2022 Global and regional trends and drivers of fire under climate change *Rev. Geophys.* **60** e2020RG000726
- [Joly2013] Joly P, Petrarca M, Vogel A, Pohl T, Nagy T, Jusforgues Q, Simon P, Kasparian J, Weber K and Wolf J-P 2013 Laser-induced condensation by ultrashort laser pulses at 248 nm *Appl. Phys. Lett.* **102** 091112
- [Jung2016] Jung R, Tümmeler J and Will I 2016 Regenerative thin-disk amplifier for 300 mJ pulse energy *Opt. Express* **24** 883
- [Kamali2009] Kamali Y *et al* 2009 Remote sensing of trace methane using mobile femtosecond laser system of T&T Lab *Opt. Commun.* **282** 2062
- [Kartashov2013] Kartashov D, Ališauskas S, Pugžlys A, Voronin A, Zheltikov A, Petrarca M, Bėjot P, Kasparian J, Wolf J-P and Baltuška A 2013 Mid-infrared laser filamentation in molecular gases *Opt. Lett.* **38** 3194
- [KaserekaKigotsi2018] Kasereka Kigotsi J 2018 Analyse de l'activité d'éclairs des systèmes orageux dans le bassin du Congo *Doctoral dissertation* (Université Toulouse 3 Paul Sabatier)
- [KaserekaKigotsi2022] Kasereka Kigotsi J, Soula S, Kazadi A B M and Zana A N 2022 Contribution to the study of thunderstorms in the Congo Basin: analysis of periods with intense activity *Atmos. Res.* **269** 106013
- [Kasparian2003] Kasparian J *et al* 2003 White light filaments for atmospheric analysis *Science* **301** 61



- [Kasparian2008] Kasparian J *et al* 2008 Electric events synchronized with laser filaments in thunderclouds *Opt. Express* **16** 5757
- [Kasparian2010] Kasparian J and Wolf J-P 2010 On lightning control using lasers *Progress in Ultrafast Intense Laser Science (Springer Series in Chemical Physics)* ed K Yamanouchi, A Giulietti and K Ledingham vol 98 (Springer)
- [Kessel2018] Kessel A *et al* 2018 Relativistic few-cycle pulses with high contrast from picosecond-pumped OPCPA *Optica* **5** 434
- [Khan2002] Khan N, Mariun N, Aris I and Yeak J 2002 Laser-triggered lightning discharge *New J. Phys.* **4** 61
- [Klingebiel2015] Klingebiel S *et al* 2015 220 mJ ultrafast thin-disk regenerative amplifier *CLEO: 2015, OSA Technical Digest (Optica Publishing Group) Paper STu40.2*
- [Kolawole2012] Kolawole O D 2012 Intersecting Western and local knowledge: critical issues for development research in Africa *J. Knowl. Globalization* **5** 1
- [Kolesik2004] Kolesik M and Moloney J V 2004 Self-healing femtosecond light filaments *Opt. Lett.* **29** 590
- [Koopman1971] Koopman D W and Wilkerson T D 1971 Channeling of an ionizing electrical streamer by a laser beam *J. Appl. Phys.* **42** 1883
- [Kosareva2021] Kosareva O G *et al* 2021 Remote triggering of air-gap discharge by a femtosecond laser filament and postfilament at distances up to 80 m *Appl. Phys. Lett.* **119** 041103
- [Kretschmar2020] Kretschmar M *et al* 2020 Thin-disk laser-pumped OPCPA system delivering 4.4 TW few-cycle pulses *Opt. Express* **28** 34574
- [LaFontaine1999] La Fontaine B, Vidal F, Comtois D, Chien C-Y, Desparois A, Johnston T W, Kieffer J-C, Mercure H P, Pepin H and Rizk F A M 1999 The influence of electron density on the formation of streamers in electrical discharges triggered with ultrashort laser pulses *IEEE Trans. Plasma Sci.* **27** 688
- [LaFontaine2000] La Fontaine B *et al* 2000 Guiding large-scale spark discharges with ultrashort pulse laser filaments *J. Appl. Phys.* **88** 610
- [Lahav2014] Lahav O, Levi L, Orr I, Nemirovsky R A, Nemirovsky J, Kamirer I, Segev M and Cohen O 2014 Long-lived waveguides and sound-wave generation by laser filamentation *Phys. Rev. A* **90** 021801
- [Lallemant1965] Lallemant P and Bloembergen N 1965 Self-focusing of laser beams and stimulated raman gain in liquids *Phys. Rev. Lett.* **15** 1010
- [LangmuirWebsite] Langmuir Laboratory for Atmospheric Research (available at: [www.nmt.edu/research/organizations/langmuir.php](http://www.nmt.edu/research/organizations/langmuir.php)) (Accessed 08 January 2024)
- [Leal2021] Leal A F R 2021 Frontiers in lightning research and opportunities for scientists from developing countries *Lightning. Lecture Notes in Electrical Engineering* vol 780, ed C Gomes (Springer)
- [Leteinturier1991] Leteinturier C, Hamelin J H and Eybert-Berard A 1991 Submicrosecond characteristics of lightning return-stroke currents *IEEE Trans. Electromagn. Compat.* **33** 351
- [Lippert1978] Lippert J R 1978 A laser-induced lightning concept experiment *Technical report AFFDL-TR-78-191, Accession Number ADA065897* (Defense Technical Information Center)
- [Liu2012] Liu X-L *et al* 2012 Long lifetime air plasma channel generated by femtosecond laser pulse sequence *Opt. Express* **20** 5968
- [Löscher2023] Löscher R, Moreno V, Adamou D, Kesim D K, Schroeder M C, Clerici M, Wolf J-P and Saraceno C J 2023 High-power sub-picosecond filamentation at 1.03  $\mu\text{m}$  with high repetition rates between 10 kHz and 100 kHz *APL Photonics* **8** 111303
- [López2012] López J, Montanyà J, Maruri M, De la Vega D, Aranda J A and Gaztelumendi S 2012 Lightning initiation from a tall structure in the Basque Country *Atmos. Res.* **117** 28
- [Mackerras1997] Darveniza M, Mackerras D and Liew A C 1997 Review of claimed enhanced lightning protection of buildings by early streamer emission air terminals *IEE Proc. A* **144** 1
- [Makdissi2002] Makdissi M and Brukner P 2002 Recommendations for lightning protection in sport *Med. J. Aust.* **177** 35
- [Manoochehria2008] Manoochehria P *et al* 2008 Lightning statistics in the regions of Saentis and St. Chrischona towers in Switzerland *29th Int. Conf. on Lightning Protection (ICLP)* vol 1 p 2
- [Mason2017] Mason P *et al* 2017 Kilowatt average power 100-J-level diode pumped solid state laser *Optica* **4** 438
- [McEachron1939] McEachron K B 1939 Lightning to the empire state building *J. Franklin Inst.* **227** 149
- [McEachron1941] McEachron K B 1941 Lightning to the empire state building *Trans. Am. Inst. Electr. Eng.* **60** 885
- [Méjean2004] Méjean G, Kasparian J, Yu J, Frey S, Salmon E and Wolf J P 2004 Remote detection and identification of biological aerosols using a femtosecond terawatt lidar system *Appl. Phys. B* **78** 535
- [Méjean2005] Méjean G *et al* 2005 Multifilamentation transmission through fog *Phys. Rev. E* **72** 026611
- [Mennerat2024] Mennerat G *et al* 2024 45 W average-power, high-energy deep-UV generation at 257 nm in LBO *Proc. SPIE* **12869** 128690I
- [Miki2005] Miki M, Rakov V A, Shindo T, Diendorfer G, Mair M, Heidler F, Zischank W, Uman M A, Thottappillil R and Wang D 2005 Initial stage in lightning initiated from tall objects and in rocket-triggered lightning *J. Geophys. Res.* **110** D02109
- [Miki2012] Miki M *et al* 2012 Measurement of lightning currents at TOKYO SKYTREE<sup>®</sup> and observation of electromagnetic radiation caused by strikes to the tower *2012 Int. Conf. on Lightning Protection (ICLP)* p 1
- [Mikropoulos2019] Mikropoulos P N and Tsovilis T E 2019 Estimation of lightning incidence to telecommunication towers *IEEE Trans. Electromagn. Compat.* **61** 1793
- [Mills2010] Mills B, Unrau D, Pentelow L and Spring K 2010 Assessment of lightning-related damage and disruption in Canada *Nat. Hazards* **52** 481
- [Mitrofanov2015] Mitrofanov A V *et al* 2015 Mid-infrared laser filaments in the atmosphere *Sci. Rep.* **5** 8368
- [Mitrofanov2016] Mitrofanov A V *et al* 2016 Subterawatt few-cycle mid-infrared pulses from a single filament *Optica* **3** 299
- [Mongin2015] Mongin D, Slowik J G, Schubert E, Brisset J-G, Berti N, Moret M, Prévôt A S H, Baltensperger U, Kasparian J and Wolf J-P 2015 Non-linear photochemical pathways in laser induced atmospheric aerosol formation *Sci. Rep.* **5** 14978
- [Mongin2016] Mongin D, Shumakova V, Ališauskas S, Schubert E, Pugžlys A, Kasparian J, Wolf J P and Baltuška A 2016 Conductivity and discharge guiding properties of mid-IR laser filaments *Appl. Phys. B* **122** 267
- [Montanyà2012] Montanyà J *et al* 2012 Two upward lightning at the Eagle Nest tower *2012 Int. Conf. on Lightning Protection (ICLP) (Vienna, Austria)* p 1
- [Moyo2021] Moyo I and Xulu S 2021 Public knowledge, perceptions and practices in the high-risk lightning zone of South Africa *Int. J. Environ. Res. Public Health* **18** 7448
- [Muñoz2016] Muñoz Á G, Díaz-Lobatón J, Chourio X and Stock M J 2016 Seasonal prediction of lightning activity in North Western Venezuela: large-scale versus local drivers *Atmos. Res.* **172** 147

- [NASALightningStrike] More than SCE to AUX - Apollo 12 Lightning Strike Incident - A Look 50 Years On (available at: [www.nasa.gov/history/afj/ap12fj/a12-lightningstrike.html](http://www.nasa.gov/history/afj/ap12fj/a12-lightningstrike.html)) (Accessed 15 February 2024)
- [Nelson2003] Nelson F *et al* 2003 Microfísica del Relampago del Catatumbo *Revista del Aficionado a la Meteorología*
- [Newman1967] Newman M M, Stahmann J R, Robb J D, Lewis E A, Martin S G and Zinn S V 1967 Triggered lightning strokes at very close range *J. Geophys. Res.* **72** 4761
- [Nijdam2020] Nijdam S, Teunissen J and Ebert U 2020 The physics of streamer discharge phenomena *Plasma Sources Sci. Technol.* **29** 103001
- [Nucci2022] Nucci C A *et al* 2022 Interaction of lightning-generated electromagnetic fields with overhead and underground cables *Lightning Electromagnetics (Electrical processes and effects vol 2)* 2nd edn ch 8, pp 291–324
- [Nubbemeyer2017] Nubbemeyer T *et al* 2017 1 kW, 200 mJ picosecond thin-disk laser system *Opt. Lett.* **42** 1381
- [Omar2022] Omar A I, Mohsen M, Abd-Allah M A, Salem Elbarbary Z M and Said A 2022 Induced overvoltage caused by indirect lightning strikes in large photovoltaic power plants and effective attenuation techniques *IEEE Access* **10** 112934
- [Ozdemir2023] Ozdemir A and Ilhan S 2023 Experimental performance analysis of conventional and non-conventional lightning protection systems—preliminary results *Electr. Power Syst. Res.* **216** 109080
- [Pabale2006] Pabale M F 2006 Exploring the integration of indigenous beliefs in the teaching and learning of school sciences: a case study on lightning *Thesis (MSc Ed)* (University of Limpopo)
- [Panagiotopoulos2015] Panagiotopoulos P, Whalen P, Kolesik M and Moloney J V 2015 Super high power mid-infrared femtosecond light bullet *Nat. Photon.* **9** 543
- [Panagiotopoulos2016] Panagiotopoulos P, Schuh K, Kolesik M and Moloney J V 2016 Simulations of 10  $\mu\text{m}$  filaments in a realistically modeled atmosphere *J. Opt. Soc. Am. B* **33** 2154
- [Papeer2014] Papeer J, Botton M, Gordon D, Sprangle P, Zigler A and Henis Z 2014 Extended lifetime of high density plasma filament generated by a dual femtosecond–nanosecond laser pulse in air *New J. Phys.* **16** 123046
- [Papeer2015] Papeer J, Bruch R, Dekel E, Pollak O, Botton M, Henis Z and Zigler A 2015 Generation of concatenated long high density plasma channels in air by a single femtosecond laser pulse *Appl. Phys. Lett.* **107** 124102
- [Paschen1889] Paschen F 1889 Über die zum Funkenübergang in Luft, Wasserstoff und Kohlensäure bei verschiedenen Drucken erforderliche Potentialdifferenz *Ann. Phys., Lpz.* **273** 69
- [Patel2022] Patel A, Gollner C, Jutas R, Shumakova V, Shneider M N, Pugzlys A, Baltuska A and Shashurin A 2022 Ionization rate and plasma dynamics at 3.9  $\mu\text{m}$  femtosecond photoionization of air *Phys. Rev. E* **106** 055210
- [Pepin2001] Pepin H *et al* 2001 Triggering and guiding high-voltage large-scale leader discharges with sub-joule ultrashort laser pulses *Phys. Plasmas* **8** 2532
- [Pérez-Invernón2023] Pérez-Invernón F J, Gordillo-Vázquez F J, Huntrieser H and Jöckel P 2023 Variation of lightning-ignited wildfire patterns under climate change *Nat. Commun.* **14** 739
- [Petit2010] Petit Y, Henin S, Kasparian J and Wolf J-P 2010 Production of ozone and nitrogen oxides by laser filamentation *Appl. Phys. Lett.* **97** 021108
- [Pinto2008] Pinto Jr O 2008 An overview of cloud-to-ground lightning research in Brazil in the last two decades *20th International Lightning Detection Conf. (Tuscon, Arizona, USA, 21–23 April 2008)*
- [Petrova2007] Petrova T B, Ladouceur H D and Baronavski A P 2007 Numerical modeling of the electric breakdown and discharge properties of laser generated plasma channels *Phys. Rev. E* **76** 066405
- [Pfaff2023] Pfaff Y *et al* 2023 Nonlinear pulse compression of a 200 mJ and 1 kW ultrafast thin-disk amplifier *Opt. Express* **31** 22740
- [Pigeon2016] Pigeon J J, Tochitsky S Y, Welch E C and Joshi C 2016 Measurements of the nonlinear refractive index of air, N<sub>2</sub>, and O<sub>2</sub> at 10  $\mu\text{m}$  using four-wave mixing *Opt. Lett.* **41** 3924
- [Point2015] Point G, Milián C, Couairon A, Mysyrowicz A and Houard A 2015 Generation of long-lived underdense channels using femtosecond filamentation in air *J. Phys. B: At. Mol. Opt. Phys.* **48** 094009
- [Polynkin2017] Polynkin P 2017 Multi-pulse scheme for laser-guided electrical breakdown of air *Appl. Phys. Lett.* **111** 161102
- [Popov2003] Popov N A 2003 Formation and development of a leader channel in air *Plasma Phys. Rep.* **29** 695
- [Popov2010] Popov N A 2010 Evolution of the negative ion composition in the afterglow of a streamer discharge in air *Plasma Phys. Rep.* **36** 812
- [Popov2024] Popov N A, Bogatov N A, Bocharov A N and Mareev E A 2024 Dynamics of an electrical discharge initiated by a powerful femtosecond laser pulse in atmospheric pressure air in pre-breakdown fields *Plasma Phys. Rep.* **50** 122
- [Produit2019] Produit T *et al* 2019 HV discharges triggered by dual- and triple-frequency laser filaments *Opt. Express* **27** 11339
- [Produit2021] Produit T *et al* 2021 The laser lightning rod project *Eur. Phys. J. Appl. Phys.* **93** 10504
- [Produit2021a] Produit T 2021 De la réalisation d'un paratonnerre laser *Doctoral dissertation nr. 5555* (Université de Genève)
- [Qie2009] Qie X *et al* 2009 Characteristics of triggered lightning during Shandong artificial triggering lightning experiment (SHATLE) *Atmos. Res.* **91** 310
- [Qie2017] Qie X, Pu Y, Jiang R, Sun Z, Liu M, Zhang H, Li X, Lu G and Tian Y 2017 Bidirectional leader development in a preexisting channel as observed in rocket-triggered lightning flashes *J. Geophys. Res.: Atmos.* **122** 586
- [Qie2019] Qie X and Zhang Y 2019 A review of atmospheric electricity research in China from 2011 to 2018 *Adv. Atmos. Sci.* **36** 994
- [Qiu2015] Qiu Z *et al* 2015 Lightning parameters measurement systems and instrumentation on meteorological gradient observation tower in Shenzhen China 2015 *Int. Symp. on Lightning Protection (XIII SIPDA)* pp 306–8
- [Rachidi2012] Rachidi F *et al* 2012 Lightning protection of large wind-turbine blades *Wind Energy Conversion Systems (Technology and Trends)* p 227
- [Rachidi2022] Rachidi F and Rubinstein M 2022 Säntis lightning research facility: a summary of the first ten years and future outlook *Elektrotech. Inf.* **139** 379
- [Radmard2022] Radmard S, Moshaii A and Pasandideh K 2022 400 W average power Q-switched Yb:YAG thin-disk-laser *Sci. Rep.* **12** 16918
- [Raizer2000] Bazelyan E M and Raizer Y P 2000 *Lightning Physics and Lightning Protection* 1st edn (CRC Press)
- [Rambo2001] Rambo P, Schwarz J and Diels J-C 2001 High-voltage electrical discharges induced by an ultrashort-pulse UV laser system *J. Opt. A: Pure Appl. Opt.* **3** 146

- [Rakov2003] Rakov V A and Uman M 2003 *Lightning: Physics and Effects* (Cambridge University Press)
- [Rakov2005] Rakov V A, Uman M A and Rambo K J 2005 A review of ten years of triggered-lightning experiments at Camp Blanding, Florida *Atmos. Res.* **76** 503
- [Rakov2009] Rakov V A 2009 Triggered lightning *Lightning: Principles, Instruments and Applications* ed H D Betz, U Schumann and P Laroche (Springer)
- [Rastegari2021] Rastegari A and Diels J-C 2021 Investigation of UV filaments and their applications *APL Photonics* **6** 060803
- [Renardières1977] Les Renardières Group 1977 Positive discharges in long air gaps at Les Renardières—1975 results and conclusions *Electra* **53** 31-132
- [Renni2010] Renni E, Krausmann E and Cozzani V 2010 Industrial accidents triggered by lightning *J. Hazard Mater.* **184** 42
- [Richardson2020] Richardson M 2020 *et al* Mobile ultrafast high energy laser facility (MU-HELFF) *Technical Report, Accession Number AD1110950* (University of Central Florida)
- [Rison1999] Rison W, Thomas R J, Krehbiel P R, Hamlin T and Harlin J 1999 A GPS-based three-dimensional lightning mapping system: initial observations in central New Mexico *Geophys. Res. Lett.* **26** 3573
- [Rizk1994] Rizk F A M 1994 Modeling of lightning incidence to tall structures. II. Application *IEEE Trans. Power Deliv.* **9** 172
- [Rizk2010] Rizk F A M 2010 Analysis of space charge generating devices for lightning protection: performance in slow varying fields *IEEE Trans. Power Deliv.* **25** 1996
- [Rodriguez2002] Rodriguez M *et al* 2002 Triggering and guiding megavolt discharges by use of laser-induced ionized filaments *Opt. Lett.* **27** 772
- [Roebroeks2011] Roebroeks W and Villa P 2011 On the earliest evidence for habitual use of fire in Europe *Proc. Natl Acad. Sci.* **108** 5209
- [Roeder2017] Roeder W P 2017 A new lightning climatology for Cape Canaveral Air Force Station and NASA Kennedy Space Center *18th Conf. on Aviation, Range, and Aerospace Meteorology*
- [Rohwetter2004] Rohwetter P, Yu J, Méjean G, Stelmaszczyk K, Salmon E, Kasparian J, Wolf J-P and Wöste L 2004 Remote LIBS with ultra-short pulses: characteristics in picosecond and femtosecond regimes *J. Anal. At. Spectrom.* **19** 437
- [Rohwetter2005] Rohwetter P, Stelmaszczyk K, Wöste L, Ackermann R, Méjean G, Salmon E, Kasparian J, Yu J and Wolf J-P 2005 Filament-induced remote ablation for long range LIBS operation *Spectrochim. Acta B* **60** 1025
- [Rohwetter2010] Rohwetter P *et al* 2010 Laser-induced water condensation in air *Nat. Photon.* **4** 451
- [Rohwetter2011] Rohwetter P, Kasparian J, Wöste L and Wolf J-P 2011 Modeling of HNO<sub>3</sub>-mediated laser-induced condensation: a parametric study *J. Chem. Phys.* **135** 134703
- [Romero2013] Romero C, Rachidi F, Paolone M and Rubinstein M 2013 Statistical distributions of lightning currents associated with upward negative flashes based on the data collected at the Säntis (EMC) tower in 2010 and 2011 *IEEE Trans. Power Deliv.* **28** 1804
- [Rosenthal2020] Rosenthal E W, Larkin I, Goffin A, Produit T, Schroeder M C, Wolf J-P and Milchberg H M 2020 Dynamics of the femtosecond laser-triggered spark gap *Opt. Express* **28** 24599
- [Rourke1994] Rourke C 1994 A review of lightning-related operating events at nuclear power plants *IEEE Trans. Energy Convers.* **9** 636
- [Rubinstein1989] Rubinstein M and Uman M A 1989 Methods for calculating the electromagnetic fields from a known source distribution: application to lightning *IEEE Trans. Electromagn. Compat.* **31** 183
- [Rudden2023] Rudden J 2023 Homeowner insurance claims paid out due to lightning losses in the United States from 2006 to 2021 *Statista*
- [Saba2005] Saba M M F, Pinto O, Solórzano N N and Eybert-Berard A 2005 Lightning current observation of an altitude-triggered flash *Atmos. Res.* **76** 402
- [Saraceno2019] Saraceno C, Sutter D, Metzger T and Abdou Ahmed M 2019 The amazing progress of high-power ultrafast thin-disk lasers *J. Eur. Opt. Soc.* **15** 15
- [Sasaki2010] Sasaki A, Kishimoto Y, Takahashi E, Kato S, Fujii T and Kanazawa S 2010 Percolation simulation of laser-guided electrical discharges *Phys. Rev. Lett.* **105** 075004
- [Saum1972] Saum K A and Koopman D W 1972 Discharges guided by laser induced rarefaction channels *Phys. Fluids* **15** 2077
- [Scheller2014] Scheller M, Mills M S, Miri M-A, Cheng W, Moloney J V, Kolesik M, Polynkin P and Christodoulides D N 2014 Externally refuelled optical filaments *Nat. Photon.* **8** 297
- [Schimmel2018] Schimmel G, Produit T, Mongin D, Kasparian J and Wolf J-P 2018 Free space laser telecommunication through fog *Optica* **5** 1338
- [SchmittSody2015] Schmitt-Sody A, French D, White W, Lucero A, Roach W P and Hasson V 2015 The importance of corona generation and leader formation during laser filament guided discharges in air *Appl. Phys. Lett.* **106** 124101
- [Schroeder2020] Schroeder M C, Larkin I, Produit T, Rosenthal E W, Milchberg H and Wolf J-P 2020 Molecular quantum wakes for clearing fog *Opt. Express* **28** 11463
- [Schroeder2022] Schroeder M C, Andral U and Wolf J-P 2022 Opto-mechanical expulsion of individual micro-particles by laser-induced shockwave in air *AIP Adv.* **12** 095119
- [Schroeder2023] Schroeder M C 2023 Optomechanical clearing of aerosols for free-space optical telecommunication *Doctoral Dissertation Nr. 5724* (Université de Genève)
- [Schubert1978] Schubert C W Jr 1978 The laser lightning rod system: a feasibility study *Technical report AFFDL-TR-78-60, Accession Number ADA063847* (Defense Technical Information Center)
- [Schubert1979] Schubert C W Jr. and Lippert J R 1979 Investigation into triggering lightning with a pulsed laser *2nd IEEE Int. Pulsed Power Conf., Digest of Technical Papers, Reference Number 16074393*
- [Schubert2015] Schubert E, Mongin D, Kasparian J and Wolf J-P 2015 Remote electrical arc suppression by laser filamentation *Opt. Express* **23** 28640
- [Schubert2016] Schubert E, Brisset J-G, Matthews M, Courjaud A, Kasparian J and Wolf J-P 2016 Optimal laser-pulse energy partitioning for air ionization *Phys. Rev. A* **94** 033824
- [Schubert2017a] Schubert E, Rastegari A, Feng C, Mongin D, Kamer B, Kasparian J, Wolf J-P, Arissian L and Diels J-C 2017 HV discharge acceleration by sequences of UV laser filaments with visible and near-infrared pulses *New J. Phys.* **19** 123040
- [Schubert2017b] Schubert E 2017 Laser filaments interactions with clouds and electric fields *Doctoral Dissertation Nr. 5053* (Université de Genève)
- [Schubert2017c] Schubert E, Mongin D, Produit T, Schimmel G, Kasparian J and Wolf J-P 2017 Shockwave-assisted laser filament conductivity *Appl. Phys. Lett.* **111** 211103
- [Schultze2016] Schultze M *et al* 2016 Toward kilowatt-level ultrafast regenerative thin-disk amplifiers *Lasers Congress 2016 (ASSL, LSC, LAC)* (OSA) Paper ATu4A
- [Shen1965] Shen Y R and Shaham Y J 1965 Beam deterioration and stimulated Raman effect *Phys. Rev. Lett.* **15** 1008



- [Shindo1993] Shindo T, Miki M, Aihara Y and Wada A 1993 Laser-guided discharges in long gaps *IEEE Trans. Power Deliv.* **8** 2016
- [Shindo2014] Shindo T *et al* 2014 Lightning observations at Tokyo Skytree 2014 *Int. Symp. on Electromagnetic Compatibility (Gothenburg, Sweden)* p 583
- [Shindo2015] Shindo T *et al* 2015 Lightning striking characteristics to very high structures *Technical Brochure 633, CIGRE C4.410*
- [Shindo2018] Shindo T 2018 Lightning striking characteristics to tall structures *IEEE Trans. Electr. Electron. Eng.* **13** 938
- [Shumakova2016] Shumakova V, Malevich P, Ališauskas S, Voronin A, Zheltikov A M, Faccio D, Kartashov D, Baltuška A and Pugžlys A 2016 Multi-millijoule few-cycle mid-infrared pulses through nonlinear self-compression in bulk *Nat. Commun.* **7** 12877
- [Shumakova2018] Shumakova V *et al* 2018 Filamentation of mid-IR pulses in ambient air in the vicinity of molecular resonances *Opt. Lett.* **43** 2185
- [Singh2015] Singh O and Singh J 2015 Lightning fatalities over India: 1979–2011 *Meteorol. Appl.* **22** 770
- [Smit2023] Smit J R, Hunt H G P and Schumann C 2023 The johannesburg lightning research laboratory, part 1: characteristics of lightning currents to the Sentech Tower *Electr. Power Syst. Res.* **216** 109059
- [Smorgonskiy2013] Smorgonskiy A *et al* 2013 On the relation between lightning flash density and terrain elevation 2013 *Int. Symp. on Lightning Protection (XII SIPDA)* p 62
- [Soler2021] Soler A, Pineda N, San Segundo H, Bech J and Montanyà J 2021 Characterisation of thunderstorms that caused lightning-ignited wildfires *Int. J. Wildland Fire* **30** 954
- [Staathoff2013] Saathoff H *et al* 2013 Laser filament-induced aerosol formation *Atmos. Chem. Phys.* **13** 4593
- [Stelmasczyk2004] Stelmasczyk K, Rohwetter P, Méjean G, Yu J, Salmon E, Kasparian J, Ackermann R, Wolf J-P and Wöste L 2004 Long-distance remote LIBS using filamentation in air *Appl. Phys. Lett.* **85** 3977
- [Strickland1985] Strickland D and Mourou G 1985 Compression of amplified chirped optical pulses *Opt. Commun.* **55** 447
- [Sugiyama2010] Sugiyama K, Fujii T, Miki M, Zhidkov A, Yamaguchi M, Hotta E and Nemoto K 2010 Submicrosecond laser-filament-assisted corona bursts near a high-voltage electrode *Phys. Plasmas* **17** 043108
- [Surkov2012] Surkov V V and Hayakawa M 2012 Underlying mechanisms of transient luminous events: a review *Ann. Geophys.* **30** 1185
- [Talanov1965] Talanov V I 1965 Self focusing of wave beams in nonlinear media *JETP Lett.* **2** 138
- [Théberge2006] Théberge F, Liu W, Simard P T, Becker A and Chin S L 2006 Plasma density inside a femtosecond laser filament in air: strong dependence on external focusing *Phys. Rev. E* **74** 036406
- [Thul2021] Thul D *et al* 2021 The mobile ultrafast high energy laser facility—a new facility for high-intensity atmospheric laser propagation studies *Opt. Lasers Eng.* **140** 106519
- [Tirumala2010] Tirumala R and Go D B 2010 An analytical formulation for the modified Paschen's curve *Appl. Phys. Lett.* **97** 151502
- [Tochitsky2019a] Tochitsky S *et al* 2022 Megafilament in air formed by self-guided terawatt long-wavelength infrared laser *Nat. Photon.* **13** 41
- [Tochitsky2019b] Tochitsky S, Welch E, Panagiotopoulos P, Polyanskiy M, Pogorelsky I, Kolesik M, Koch S W, Moloney J V and Joshi C 2019 Filamentation of long-wave infrared pulses in the atmosphere *J. Opt. Soc. Am. B* **36** G40
- [Tochitsky2024] Tochitsky S, Welch E C, Matteo D A, Panagiotopoulos P, Kolesik M, Moloney J V and Joshi C 2024 Self-channeling of a multi-Joule 10  $\mu\text{m}$  picosecond pulse train through long distances in air *Opt. Express* **32** 2067
- [Toth2020] Toth S *et al* 2020 SYLOS lasers—the frontier of few-cycle, multi-TW, kHz lasers for ultrafast applications at extreme light infrastructure attosecond light pulse source *J. Phys.* **2** 045003
- [Tzortzakis1999] Tzortzakis S, Franco M A, André Y-B, Chiron A, Lamouroux B, Prade B S and Mysyrowicz A 1999 Formation of a conducting channel in air by self-guided femtosecond laser pulses *Phys. Rev. E* **60** R3505
- [Tzortzakis2000] Tzortzakis S, Prade B, Franco M and Mysyrowicz A 2000 Time-evolution of the plasma channel at the trail of a self-guided IR femtosecond laser pulse in air *Opt. Commun.* **181** 123
- [Tzortzakis2001] Tzortzakis S, Prade B, Franco M, Mysyrowicz A, Hüller S and Mora P 2001 Femtosecond laser-guided electric discharge in air *Phys. Rev. E* **64** 057401
- [Uchida1999] Uchida S, Shimada Y, Yasuda H, Motokoshi S, Yamanaka C, Yamanaka T, Kawasaki Z-I and Tsubakimoto K 1999 Laser-triggered lightning in field experiments *J. Opt. Technol.* **66** 199
- [Ueffing2016] Ueffing M, Lange R, Pleyer T, Pervak V, Metzger T, Sutter D, Major Z, Nubbemeyer T and Krausz F 2016 Direct regenerative amplification of femtosecond pulses to the multimillijoule level *Opt. Lett.* **41** 3840
- [Uhlig1956] Uhlig C A E 1956 The ultra corona discharge, a new phenomenon occurring on thin wires *High Voltage Symp. (National Research Council of Canada)*
- [UKLaserRecord2021] New world record for UK-built laser technology (available at: [www.ukri.org/news/new-world-record-for-uk-built-laser-technology/](http://www.ukri.org/news/new-world-record-for-uk-built-laser-technology/)) (Accessed 14 February 2024)
- [Uman2002] Uman M A and Rakov V A 2002 A critical review of nonconventional approaches to lightning protection *Bull. Am. Meteorol. Soc.* **83** 1809
- [Uman2008] Uman M A 2008 *The Art and Science of Lightning Protection* (Cambridge University Press)
- [UltimateLightningGuide] The Ultimate Lightning Guide for Airport Operations (available at: [www.earthnetworks.com/the-ultimate-lightning-guide-for-airport-operations/](http://www.earthnetworks.com/the-ultimate-lightning-guide-for-airport-operations/)) Accessed 08 February 2024
- [Vaill1970] Vaill J R, Tidman D A, Wilkerson T D and Koopman D W 1970 Propagation of high-voltage streamers along laser-induced ionization trails *Appl. Phys. Lett.* **17** 20
- [VaisalaInteractiveMap] Interactive Global Lightning Density Map (available at: <https://interactive-lightning-map.vaisala.com/>) (Accessed 16 January 2024)
- [Vidal2000] Vidal F, Comtois D, Chien C-Y, Desparois A, La Fontaine B, Johnston T W, Kieffer J-C, Mercure H P, Pepin H and Rizk F A 2000 Modeling the triggering of streamers in air by ultrashort laser pulses *IEEE Trans. Plasma Sci.* **28** 418
- [Vidal2002] Vidal F *et al* 2002 The control of lightning using lasers: properties of streamers and leaders in the presence of laser-produced ionization *C. R. Phys.* **3** 1361
- [Visacro2004] Visacro S, Soares A, Schroeder M A O, Cherchiglia L C L and de Sousa V J 2004 Statistical analysis of lightning current parameters: measurements at Morro do Cachimbo station *J. Geophys. Res.: Atmos.* **109** D1
- [Walch2021] Walch P, Mahieu B, Arantchouk L, André Y-B, Mysyrowicz A and Houard A 2021 Cumulative air density



- depletion during high repetition rate filamentation of femtosecond laser pulses: application to electric discharge triggering *Appl. Phys. Lett.* **119** 264101
- [Walch2023a] Walch P *et al* 2023 Long distance laser filamentation using Yb:YAG kHz laser *Sci. Rep.* **13** 18542
- [Walch2023b] Walch P, Arantchouk L, Mahieu B, Lozano M, André Y-B, Mysyrowicz A and Houard A 2023 Study of consecutive long-lived meter-scale laser-guided sparks in air *Phys. Plasmas* **30** 083503
- [Walsh2000] Walsh K M *et al* 2000 National athletic trainers' association position statement: lightning safety for athletics and recreation *J. Athl. Train.* **35** 471
- [Wandt2017] Wandt C *et al* 2017 1 kW ultrafast thin-disk amplifier system *Conf. on Lasers and Electro-Optics (OSA, San Jose, USA)* Paper STh1L.1
- [Wang1994] Wang D *et al* 1994 A preliminary study on laser-triggered lightning *J. Geophys. Res.* **99** 16907
- [Wang1995] Wang D, Ushio T, Kawasaki Z-I, Matsuura K, Shimada Y, Uchida S, Yamanaka C, Izawa Y, Sono Y and Simokura N 1995 A possible way to trigger lightning using a laser *J. Atmos. Terr. Phys.* **57** 459
- [Wang2020a] Wang T J *et al* 2015 Direct observation of laser guided corona discharges *Sci. Rep.* **5** 18681
- [Wang2020ab] Wang Y, Chi H, Baumgarten C, Dehne K, Meadows A R, Davenport A, Murray G, Reagan B A, Menoni C S and Rocca J J 2020 1.1 J Yb:YAG picosecond laser at 1 kHz repetition rate *Opt. Lett.* **45** 6615
- [Wang2020b] Wang T-J, Zhang J, Zhu Z, Liu Y, Chen N, Guo H, Sun H, Leng Y, Chin S L and Li R 2020 Femtosecond laser filament guided negative coronas *AIP Adv.* **10** 035128
- [Wang2022] Wang J, Li Q, Wang J, Cai L, Su R, Zhou M and Fan Y 2022 Two successive bidirectional leaders propagated in triggered lightning channel *Sci. Rep.* **12** 9235
- [Welch2022] Welch E, Matteo D, Tochitsky S, Louwrens G and Joshi C 2022 Observation of breakdown wave mechanism in avalanche ionization produced atmospheric plasma generated by a picosecond CO<sub>2</sub> laser *Phys. Plasmas* **29** 053504
- [Wheeler2020] Wheeler H C and Root-Bernstein M 2020 Informing decision-making with Indigenous and local knowledge and science *J. Appl. Ecol.* **57** 1634
- [Wille2002] Wille H, Rodriguez M, Kasparian J, Mondelain D, Yu J, Mysyrowicz A, Sauerbrey R, Wolf J P and Wöste L 2002 Teramobile: a mobile femtosecond-terawatt laser and detection system *Eur. Phys. J. Appl. Phys.* **20** 183
- [Willett1999] Willett J C, Davis D A and Laroche P 1999 An experimental study of positive leaders initiating rocket-triggered lightning *Atmos. Res.* **51** 189
- [Woodbury2020] Woodbury D, Goffin A, Schwartz R, Isaacs J and Milchberg H 2020 Self-guiding of long-wave infrared laser pulses mediated by avalanche ionization *Phys. Rev. Lett.* **125** 133201
- [Wolf2018] Wolf J P 2018 Short-pulse lasers for weather control *Rep. Prog. Phys.* **81** 026001
- [Woolsey1986] Woolsey G A *et al* 1986 A quantitative laser Schlieren analysis of positive streamers in atmospheric air *Proc. R. Soc. A* **405** 355
- [Zahedpour2014] Zahedpour S, Wahlstrand J and Milchberg H 2014 Quantum control of molecular gas hydrodynamics *Phys. Rev. Lett.* **112** 143601
- [Zhang2014] Zhang Y, Yang S, Lu W, Zheng D, Dong W, Li B, Chen S, Zhang Y and Chen L 2014 Experiments of artificially triggered lightning and its application in Conghua, Guangdong, China *Atmos. Res.* **135** 330
- [Zhang2016] Zhang Y, Lü W, Chen S, Zheng D, Zhang Y, Yan X, Chen L, Dong W, Dan J and Pan H 2016 A review of advances in lightning observations during the past decade in Guangdong, China *J. Meteorol. Res.* **30** 800
- [Zhao1995] Zhao X M, Diels J-C, Yi Wang C and Elizondo J M 1995 Femtosecond ultraviolet laser pulse induced lightning discharges in gases *IEEE J. Quantum Electron.* **31** 599
- [Zheltikov2017] Zheltikov A M 2017 Laser-induced filaments in the mid-infrared *J. Phys. B: At. Mol. Opt. Phys.* **50** 092001
- [Zipse1994] Zipse D W 1994 Lightning protection systems: advantages and disadvantages *IEEE Trans. Sustain. Energy* **30** 1351
- [Zou2023] Zou L, Sun C, Yu J and Couairon A 2023 Laser energy deposition with ring-Airy beams beyond kilometer range in the atmosphere *Phys. Rev. A* **108** 023524
- [Zuev1985] Zuev V E *et al* 1985 *High-Power Laser Radiation in Atmospheric Aerosols* (D. Reidel Publishing Company, Springer)
- [Zuo2022] Zuo J and Lin X 2022 High-power laser systems *Laser Photonics Rev.* **16** 2100741
- [Zvorykin2015] Zvorykin V D, Ionin A A, Levchenko A O, Seleznev L V, Sinitsyn D V, Smetanin I V, Ustinovskii N N and Shutov A V 2015 Extended plasma channels created by UV laser in air and their application to control electric discharges *Plasma Phys. Rep.* **41** 112